



QUICK-STEP®
FLOOR DESIGNERS



The start of
something beautiful


LIVYN

COLLECTION 2016 - 2017


The start of something beautiful




BACL 40018



BACL 40052



PUCL 40086





BACL 40130



BACL 40039



PUCL 40074

Welcome

- 04 The perfect floor designed for your interior
- 06 New: discover the latest Pulse collection
- 08 Create your own living space

Collection overview

- 10 Range overview planks and tiles
- 12 Types of structure, treatment, finishing and bevel
- 14 Discover the full Livyn collection

Installation

- 18 Install your floor without a hassle
- 19 Simply choose click or glue

Finishing

- 20 Finish perfectly

Cleaning

- 22 Keep your floor in top condition

The perfect floor designed for your interior

Design & Technology of today

Designing a Quick-Step floor is a process in which technology and creativity go hand in hand. The designers create a very wide variety of floors, each with their own natural character. That is why we work down to the smallest details, so that you can choose from an unparalleled range of designs.

Quick-Step® makes it easy for you

At Quick-Step we don't just offer a product, we offer a total solution. From floors, to skirting boards and stair solutions, underlays, finishing profiles and accessories, our range of products guarantees a perfect result every time.

As the inventor of the Uniclic® Multifit for Livyn click system, Quick-Step also ensures a hassle free installation.

The system enables you to click the planks together in no time using three different methods, including drop-down.



A heart for nature

At Quick-Step, we are conscious that the world in which you want to live doesn't consist of just stylish interiors. It is equally a world that radiates respect for our natural environment.

That is precisely why we continually do our best to keep the environmental impact of our products and processes to a minimum.





A lifetime of pleasure

Quiet, soft and waterproof



Quiet, soft and 100% waterproof: with

Quick-Step Livyn you get all the advantages of vinyl. These warm, comfortable floors are a pleasure to walk on, even barefoot. Thanks to their excellent water-resistance, Livyn floors are also the perfect choice for wet areas such as bathrooms or kitchens.

Revolutionary scratch and stain resistance



Enjoy your Quick-Step Livyn floor for many years thanks to the revolutionary sealed top layer with

Stain and Scratch Guard technology. This layer ensures superior protection from scratches, stains, dirt and scuff marks.

Perfectly natural look



The Quick-Step Livyn collection includes a wide range of natural looking wood and stone designs with realistic bevels and structures that match the specific character of the design. Add to this the extra matt finish and the floors are almost indistinguishable from real wood and tile flooring.

NEW





PULSE

Don't call me vinyl.
I am Pulse, discover my
wide looks!



Walk on natural beauty, **silent and soft under foot**. Our new Quick-Step Livyn Pulse collection sets new standards and is progressive in many ways. Pulse exists out of unprecedented **long, wide planks with perfectly matching structures**. Each plank has its own, incomparable wood structure and therefore seems more lifelike.

What's more, the new Livyn Pulse floor stand out by its **natural plank variation**. This design technique adds lifelike colour variations with shades and tones, enhancing the natural look of the floor.

Inspired by the latest trends in architecture, fashion and design, our in-house design team developed **twenty new decors** with a wide range of styles - from vintage and reclaimed to rustic and smooth.

Pulse combines the best of both worlds: **ultimate ease of use** and **a lifelike, durable design**. The sealed surface keeps out moisture and dirt, while the joints and structures make the planks seem quite realistic.

Create your own living space

A beautiful interior starts with a good foundation. The floor could be considered as the fifth wall and therefore it should not be overlooked. Whatever your style, whatever your room, Quick-Step has the right floor: from light, clean floors to warm brown classics and even reclaimed floors with knots and cracks.





BACL 40127



AMCL 40035



BACL 40031



PUCL 40075



Did you know that Quick-Step Livyn floors can **withstand high changing temperature conditions**? It is the most stable vinyl product, allowing it to be installed floating in any room, even a conservatory. What's more, you don't need transition profiles between rooms, resulting in a clean, finished look.

Range overview planks and tiles

	dimensions	thickness	bevels
PULSE CLICK NEW Wear-resistant long and wide planks for a clicked installation	 151 x 21 cm	≍ 4,5 mm	
PULSE CLICK+ NEW Extra wear-resistant long and wide planks for a clicked installation	 151 x 21 cm	≍ 4,5 mm	
PULSE GLUE+ NEW Extra wear-resistant long and wide planks for a glued installation	 151,5 x 21,7 cm	≍ 2,5 mm	
BALANCE CLICK Wear-resistant standard planks for a clicked installation	 125,1 x 18,7 cm	≍ 4,5 mm	
BALANCE CLICK+ Extra wear-resistant standard planks for a clicked installation	 125,1 x 18,7 cm	≍ 4,5 mm	
BALANCE GLUE+ Extra wear-resistant standard planks for a glued installation	 125,6 x 19,4 cm	≍ 2,5 mm	
AMBIENT CLICK Wear-resistant rectangular tiles for a clicked installation	 130 x 32 cm	≍ 4,5 mm	
AMBIENT CLICK+ Extra wear-resistant rectangular tiles for a clicked installation	 130 x 32 cm	≍ 4,5 mm	
AMBIENT GLUE+ Extra wear-resistant rectangular tiles for a glued installation	 130,5 x 32,7 cm	≍ 2,5 mm	



CLASS 32

For residential use.
Normal daily use in ordinary living spaces.



CLASS 33

For commercial use.
Extra wear-resistant floors for areas with higher usage.




Pulse/Balance/Ambient Click: commercial warranty on specific request. Contact your local sales representative.

pack

installation

performance level


warranty

7 x 
= 2,220 m²




7 x 
= 2,220 m²




11 x 
= 3,616 m²




9 x 
= 2,105 m²




9 x 
= 2,105 m²




15 x 
= 3,655 m²



5 x 
= 2,080 m²



5 x 
= 2,080 m²



9 x 
= 3,841 m²




Pulse/Balance/Ambient Click + and Gluet+: commercial warranty on specific request: 5 to 15 years. Contact your local sales representative.



The details make the difference

Each vinyl floor has its own story and a unique look and feel. The Quick-Step designers carefully select the structure, treatment, finishing and bevel, perfectly in line with the character of each floor design.



The icons indicate the specific design characteristics of every floor.

AMCL 40035

Structure



Elegant wood structure

A subtle surface texture with a fine grain structure that gives a wood effect with a very natural look and feel.



Natural wood structure

A surface texture where the grain, knots and cracks that are visible in the design can also be felt in the surface structure. Just like real wood.



Intense wood structure

This distinct structure has varying depths and gloss levels accentuating the knots and cracks. The design and surface structure is more pronounced than the natural wood structure.



Stone structure

A surface texture that realistically displays the structure of a stone pattern.

Treatment



Brushed


A surface effect that gives the appearance of brushed wood. The brushed treatment adds depth and authenticity to a Livyn floor.



Saw cut

This effect gives the impression of rough sawn wood thanks to the visible and tangible saw cuts.

Finishing



Matt finish

A matt gloss giving the floor a very natural look.

Bevel



Rustic bevel

Distinctive dark coloured bevel emphasising the rustic and reclaimed character of the floor.



Modern bevel

The bevel defines the plank edges resulting in a clean, modern look.

NEW



PULSE CLICK

PUCL
151 x 21 cm ≙ 4,5 mm

PULSE CLICK+


PUCP
151 x 21 cm ≙ 4,5 mm

PULSE GLUE+

PUGP
151,5 x 21,7 cm ≙ 2,5 mm




SEA BREEZE OAK LIGHT
PUCL40079 | PUCP40079 | PUGP40079



MORNING MIST PINE
PUCL40074 | PUCP40074 | PUGP40074



SAND STORM OAK WARM GREY
PUCL40083 | PUCP40083 | PUGP40083



AUTUMN OAK WARM GREY
PUCL40089 | PUCP40089 | PUGP40089




COTTON OAK WARM GREY
PUCL40105 | PUCP40105 | PUGP40105




COTTON OAK GREY WITH SAW CUTS
PUCL40106 | PUCP40106 | PUGP40106



SEA BREEZE OAK BEIGE
PUCL40080 | PUCP40080 | PUGP40080




COTTON OAK BEIGE
PUCL40103 | PUCP40103 | PUGP40103



AUTUMN OAK LIGHT NATURAL
PUCL40087 | PUCP40087 | PUGP40087




PURE OAK BLUSH
PUCL40097 | PUCP40097 | PUGP40097




PICNIC OAK OCHRE
PUCL40093 | PUCP40093 | PUGP40093




SEA BREEZE OAK NATURAL
PUCL40081 | PUCP40081 | PUGP40081



COTTON OAK NATURAL
PUCL40104 | PUCP40104 | PUGP40104



PICNIC OAK WARM NATURAL
PUCL40094 | PUCP40094 | PUGP40094



AUTUMN OAK HONEY
PUCL40088 | PUCP40088 | PUGP40088



PURE OAK HONEY
PUCL40098 | PUCP40098 | PUGP40098



SUNDOWN PINE

PUCL40075 | PUCP40075 | PUGP40075




AUTUMN OAK BROWN

PUCL40090 | PUCP40090 | PUGP40090



SAND STORM OAK BROWN

PUCL40086 | PUCP40086 | PUGP40086



VINEYARD OAK BROWN

PUCL40078 | PUCP40078 | PUGP40078



PUCL 40081
QUICK-STEP LIVYN FLOOR WITH PLANK VARIATION



OTHER VINYL FLOOR WITHOUT PLANK VARIATION

This design technique adds lifelike colour variations with shades and tones, enhancing the natural look of the floor.

BALANCE CLICK

BACL

125,1 x 18,7 cm ≙ 4,5 mm

BALANCE CLICK+

BACP

125,1 x 18,7 cm ≙ 4,5 mm


BALANCE GLUE+

BAGP

125,6 x 19,4 cm ≙ 2,5 mm



NEW



CANYON OAK LIGHT WITH SAW CUTS

BACL40128 | BACP40128 | BAGP40128



ARTISAN PLANKS GREY

BACL40040 | BACP40040 | BAGP40040



CANYON OAK BEIGE

BACL40038 | BACP40038 | BAGP40038



NEW



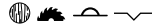

DRIFT OAK LIGHT

BACL40017 | BACP40017 | BAGP40017




SILK OAK LIGHT

BACL40052 | BACP40052 | BAGP40052



CANYON OAK GREY WITH SAW CUTS

BACL40030 | BACP40030 | BAGP40030



VINTAGE CHESTNUT LIGHT

BACL40028 | BACP40028 | BAGP40028



NEW



PEARL OAK BEIGE

BACL40131 | BACP40131 | BAGP40131



DRIFT OAK BEIGE

BACL40018 | BACP40018 | BAGP40018



SELECT OAK LIGHT

BACL40032 | BACP40032 | BAGP40032



NEW




SILK OAK WARM NATURAL

BACL40130 | BACP40130 | BAGP40130




SELECT OAK NATURAL

BACL40033 | BACP40033 | BAGP40033




CANYON OAK NATURAL

BACL40039 | BACP40039 | BAGP40039




COTTAGE OAK NATURAL

BACL40025 | BACP40025 | BAGP40025



VINTAGE CHESTNUT NATURAL

BACL40029 | BACP40029 | BAGP40029



NEW



PEARL OAK BROWN GREY

BACL40133 | BACP40133 | BAGP40133





SILK OAK GREY BROWN
 BA CL40053 | BA CP40053 | BA GP40053




CANYON OAK LIGHT BROWN WITH SAW CUTS
 BA CL40031 | BA CP40031 | BA GP40031





COTTAGE OAK BROWN GREY
 BA CL40026 | BA CP40026 | BA GP40026




CANYON OAK BROWN
 BA CL40127 | BA CP40127 | BA GP40127

NEW




HISTORY OAK GREY
 BA CL40037 | BA CP40037 | BA GP40037




COTTAGE OAK DARK BROWN
 BA CL40027 | BA CP40027 | BA GP40027

AMBIENT CLICK

AMCL
 130 x 32 cm ≙ 4,5 mm

AMBIENT CLICK+

AMCP
 130 x 32 cm ≙ 4,5 mm

AMBIENT GLUE+

AMGP
 130,5 x 32,7 cm ≙ 2,5 mm





LIGHT CONCRETE
 AM CL40049 | AM CP40049 | AM GP40049




WARM GREY CONCRETE
 AM CL40050 | AM CP40050 | AM GP40050




DARK GREY CONCRETE
 AM CL40051 | AM CP40051 | AM GP40051




BLACK SLATE
 AM CL40035 | AM CP40035 | AM GP40035

STEP 1 INSTALLATION

Install your floor without a hassle!

1 Easy installation thanks to the drop-down click system

Our Uniclic® Multifit click system is developed especially for Livyn floors, making them fast and easy to install. The improved drop-down technology provides extra strength thanks to the vertical and horizontal locking.



2 Install Livyn on underfloor heating and cooling

Thanks to the excellent thermal conductivity, Livyn floors are suitable for installation over low temperature underfloor heating and cooling.

For more information: visit www.quick-step.com



3 Renovation friendly

Livyn floors are thin and flexible so they can easily be laid on top of existing, level floor coverings. This will save you a lot of removal effort and let you renovate your space without any hassle.



Installation tools

Install your vinyl floor in an easy and professional way with the handy Quick-Step Livyn installation tool and knife.



Quick-Step®
LIVYN KNIFE



Quick-Step®
LIVYN INSTALLATION TOOL

Quick-Step Livyn floors can be installed in two different ways: floating or glued down.



For a perfect installation, check out the installation videos on bit.ly/ytquickstep

Simply choose click or glue



CLICK

Installing your Livyn floor is easy thanks to the patented Uniclic® Multifit for Livyn click system. A good underlay has a major impact on the final look, quality and comfort of your Quick-Step Livyn floor. Use a Basic underlay for all common installations. For situations with high temperature variations (e.g. conservatory), use the Livyn Sun/Heat underlay.

- A Quick-Step underlay levels and helps to prevent small irregularities.
- It provides excellent acoustic insulation and reduces creaking noises when you walk across the floor.
- Suitable for floor heating and/or cooling.



Quick-Step® **BASIC UNDERLAY**

QSVUDLB 15

Contents:
1 box = 15 m²
Thickness: 1 mm



Quick-Step® **SUN/HEAT UNDERLAY**

QSVUDLSH10

Contents:
1 box = 10 m²
Thickness: 1,5 mm



GLUE

The Quick-Step Livyn Glue+ ranges can also be glued down. In conjunction with the glue specialist Soudal, Quick-Step developed a high quality glue especially for Livyn.

- Spreads easily and guarantees fast adhesion.
- Damp-proof.
- Suitable for floor heating and/or cooling.



Quick-Step® **LIVYN GLUE**

15kg: QSVGLUE 15 = for +/- 50 m²
6kg: QSVGLUE 6 = for +/- 20 m²



Quick-Step® **LIVYN TROWEL**

QSV A2

The Livyn glue trowel ensures the perfect glue consumption per m². To be ordered separately.



For the best results, whether clicking or gluing, always start with a level subfloor. Make sure it's completely dry and free of dust and grease. **For more advice about preparing your subfloor, visit www.quick-step.com or your local Quick-Step retailer.**

STEP 2 FINISHING

Finish perfectly

Finish your floor perfectly with the Quick-Step skirtings and profiles.

Skirting boards

Quick-Step® LIVYN SKIRTING

2000 x 48 x 9 mm / 2000 x 55 x 9 mm



QSVSKRA(-)
QSVSKRB(-)

100%
MATCHING
PATENT PENDING

Quick-Step® FLEXIBLE PAINTABLE SKIRTING


40 x 14 mm (can be cut at the desired length)



QSFLEXSKR

Quick-Step® LIVYN PAINTABLE SKIRTING

2400 x 55 x 8 mm



QSVSKRPAINT

QSVSKRA(-): 2000 x 48 x 9 mm. Available for all Balance and Ambient floors

QSVSKRB(-): 2000 x 55 x 9 mm. Available for all Pulse floors

Absolutely perfectly matching, in colour and structure, with your Quick-Step Livyn floor. Waterproof and extremely wear-resistant, for a lifetime of pleasure.

Aluminium finishing profiles

Quick-Step® LIVYN EXPANSION PROFILE

2000 x 7 x 24 mm

QSVEXPSILV (for residential use*)

2000 x 5 x 26 mm

QSVEXPCOMSILV (for commercial use**)



QSVEXPSILV

QSVEXPCOMSILV

Quick-Step® LIVYN ADAPTER PROFILE

2000 x 7 x 26 mm

QSVADPSILV (for residential use*)

2000 x 7 x 24 mm

QSVADPCOMSILV (for commercial use**)



QSVADPSILV

QSVADPCOMSILV

Quick-Step® LIVYN END PROFILE

2000 x 7 x 18 mm

QSVENPSILV (for residential use*)

2000 x 7 x 20 mm

QSVENPCOMSILV (for commercial use**)



QSVENPSILV

QSVENPCOMSILV



QSPRSILV, QSPRGOLD, QSPRBRON

Quick-Step® MULTIFUNCTIONAL PROFILE

1860 x 47 x 12.3 mm

Available in silver, gold or bronze. Bridges height differences up to 12.3 mm and can be used as an adapter or expansion profile.



Quick-Step® ONE4ALL GLUE


290 ml QSGLUE290

The skirting boards and profiles can be installed swiftly and securely with the Quick-Step One4All glue.



Stairs and steps



 Always glue the floor panels on the stairs of your staircase.

Quick-Step®
**STAIR PROFILE
GLUE INNER CORNER**
2000 x 25 x 25 mm



Quick-Step®
**STAIR PROFILE
GLUE OUTER CORNER**
2000 x 26 x 40 mm



Quick-Step®
**STAIR PROFILE
CLICK**
2000 x 15 x 30 mm



Finishing tools

Quick-Step®
KIT
310ml QSKIT(-)



Elastic, acrylic-based paste.
Use it to fill gaps in a matching
colour.

Quick-Step®
HYDROKIT
310ml QSKITTRANSP



The Quick-Step Hydrokit
is a transparent silicone for
an invisible and waterproof
finishing.

Quick-Step®
RADIATOR COVER
Contents: 2 radiator covers per package
QSRCINOX15/22



The pipe covers (in
stainless steel) allow you
to finish heating elements
and pipes. Available in
two diameters: 15 mm or
22 mm.

STEP 3
CLEANING

Keep your floor in top condition



Quick-Step®
CLEAN FOR LIVYN
QSVCLEANING750

Specifically developed for Livyn, Quick-Step Livyn Clean takes care of the daily maintenance of your floor. It protects the special top layer that helps to preserve original beauty and natural matt look of your floor.



- ☑ 100% recyclable
- ☑ We use carefully screened raw materials
- ☑ We invest in energy-efficient production



At Quick-Step we're committed to reducing our ecological footprint and to helping our customers reduce theirs. Quick-Step guarantees 100% phthalate-free vinyl flooring. This means that no phthalates are added during the production or recycling process. Only our own flooring and remnants – which contain no harmful plasticizers – are re-used. Thanks to the perfectly sealed surface of the LVT floors, only an absolute minimum of volatile organic compounds are released: one hundred times less than stated in European regulations.

We want to assure you that our commitment to better living, to safety and sustainability not only matches international standards, it also matches your standards.



LIVYN |

COLLECTION 2016 - 2017



Try our floor advisor

Curious to know what Livyn would look like in your own interior? Try our online Floor Advisor: choose a floor, upload a picture on www.quick-step.com and see which floor fits best.

Your Quick•Step® point of sale



www.quick-step.com

FOLLOW US ON

www.facebook.com/QuickStepFloors www.youtube.com/quickstepfloor

plus.google.com/+quickstep www.pinterest.com/quickstepfloor [@QuickStepFloor](https://twitter.com/QuickStepFloor)

Quick-Step® is a quality product produced by **UNILIN** bvba – division Flooring, Ooigemstraat 3, B-8710 Wielsbeke, Belgium, Europe. COVERPHOTO PUCL 40104. Product images may differ from actual product. The availability of products, or the products themselves, may change at any time without notice. Content © 2016-2017 by **UNILIN** bvba – division Flooring. All rights reserved. The contents of this brochure may not be reproduced in whole or in part without prior written permission from the publisher. Print ref. 016 068 01