

ENDURING ELEGANCE

Welcome to Sheraton's latest collection. I'm delighted to be introducing the range as well as offering my thoughts and suggestions on how you can achieve that dream kitchen.

One of the things many people overlook when choosing a kitchen is the build quality. It's so easy to get carried away with the style, the design, even the colour, but the durability of the cabinets is what forms the foundation of your new kitchen.

As you might expect from a name long-associated with superior design and craftsmanship, Sheraton cabinets are built to last. That's why every kitchen they make comes with a 10-year guarantee.

If that doesn't give you all the peace of mind you need, you'll also find an indispensable guide to buying a new kitchen on page 154 to help make the process as simple as possible.

With so many fantastic styles, accessories and ideas across the following pages, I know you'll have no problem creating that perfect kitchen.




George Clarke
Architect, Writer, Lecturer and TV Presenter.

PS You'll find even more useful information and a kitchen visualiser tool at sheratonkitchens.co.uk



CONTENTS

Introducing Sheraton	2
IDEAS & ADVICE	
The Tradition Continues	4
Great British Craftsmanship	6
Colour Inspiration	8
Inside a Real Sheraton Kitchen	12
Texture Inspiration	68
Accents & Patterns Inspiration	100
THE KITCHENS	
Our Modern Range	10
Our Shaker Range	70
Our Traditional Range	102
OPTIONS & ACCESSORIES	
Door Collection	122
Colour Palette	126
Visualise your Sheraton Kitchen	129
Handle Options	130
Handle-less Kitchens	132
Enhancing the Design	136
Cabinet Specification	140
GRASS Nova Pro Drawer Systems	142
Storage Solutions	144
A Place for Everything	146
Let There Be Light	148
Sinks & Taps	150
Worktops	152
The Right Way to Buy a Kitchen	154
More Reasons to Choose Sheraton	156
Index and FAQs	158



THE TRADITION CONTINUES

A passion for precision, enduring elegance and meticulous attention to detail is something our namesake, Thomas Sheraton, firmly believed in. His reputation as one of the greatest of all English furniture makers was built around a simple ideal: that 'good design should unite elegance and utility and blend the useful with the agreeable'.

Here at Sheraton we're continuing this tradition of seamlessly combining the practical, the beautiful and the flexible by creating a stunning collection of kitchens that are crafted for today's way of life.

Although you'll find tradition at the heart of every Sheraton Kitchen, each one is designed and built using a modern and innovative approach. The style is timeless yet fresh, and brings a real sense of elegance and luxury to the heart of your home. It is a classic British kitchen for people who appreciate the finer things in life.

Sheraton was a man who was true to his artistic ideals. His work reflected his honesty, refinement, knowledge of his craft and an unparalleled sense of beauty. This is something we strive to achieve with every Sheraton Kitchen we make. Including yours.



GREAT BRITISH HERITAGE

At Sheraton we're very proud of our British heritage, not to mention our reputation for designing and manufacturing an outstanding range of durable, high-quality kitchens. All of which are made using the latest manufacturing techniques at our modern, purpose-built factory in Yorkshire.

But being British isn't just about geography. It's about having a forward-thinking attitude and a natural flair for ingenuity. Good British design has always set the trends and pushed the boundaries, which is something we strive to do with every kitchen we create.

Wherever we can, we use British components in our Sheraton Kitchens. But to help ensure we maintain the highest possible standards, we also source materials from around the world. These are then combined and manufactured in the UK to produce a superior quality kitchen, backed by unrivalled customer service.



GREAT BRITISH CRAFTSMANSHIP

The cabinet forms the very foundation of your kitchen, so it's important to choose one that's built to withstand the daily rigours and demands of modern-day living.

Sheraton Kitchen cabinets are made using the best components and by combining tried and tested traditional methods, such as glue and dowel construction, with the latest and most innovative manufacturing techniques.

All our kitchens are made to order and supplied completely rigid*, with doors, drawers and wirework pre-fitted. The result is a superior-quality cabinet that's ready to be installed and has no unsightly fixings or redundant drill holes.

The full list of features and benefits of the Sheraton cabinet can be found on page 140. However, when choosing your kitchen, you should also give careful consideration to three other important areas: the drawers, hinges and edging.

SOFT-CLOSE HINGES

To match the well-crafted quality of the drawers, Sheraton units are supplied with GRASS 'Tiomos' hinges. These have a modern square design with no visible fixings, and an integral soft-close action that's both reliable and consistent, even from 30 degrees, with no bounce-back. The Tiomos hinge is also child-safe to ensure fingers can't be trapped in the linkages.



PROTECTIVE EDGING

The kitchen is an environment of constantly changing temperature and humidity. To protect your kitchen, Sheraton units are supplied with the finest, durable 1.3mm PVC edging. Not only does this provide a better finish, more importantly it provides better protection against moisture.



YOUR CHOICE OF DRAWER BOX

A quality kitchen deserves a superior drawer box. Sheraton Kitchens feature drawers from GRASS, one of the world's leading suppliers of quality drawer systems. There are three types to choose from: Scala, Nova Pro and luxury solid oak.

SCALA

Supplied as standard, Scala drawers feature full-extension drawer runners with a smooth action and a 40kg load-bearing capacity. All drawers are soft close, with a progressive damping action providing a fluid, silent close every time.

To help with cleaning, the drawers and fronts are easy to remove or replace and no tools are required. Pan drawers are supplied with either a square rail or with smoked glass sides, at no extra cost.



Scala Pan Drawers with Rails



Scala Pan Drawers with Smoked Glass Sides



NOVA PRO

Nova Pro drawers are available as a free alternative to Scala drawers and share the same great features and benefits. They're supplied in an aluminium finish, with curved twin-walled metal sides. Pan drawers are available with either a rail or glass sides, at no extra cost.



Nova Pro Pan Drawers with Rails



Nova Pro Pan Drawers with Crystal Sides

SOLID OAK

For a little added luxury, you can upgrade to solid oak drawers with dovetail joints. These are a perfect accompaniment to Sheraton painted kitchens and are available with a range of matching oak drawer accessories.



Oak Pan Drawers

Please see page 146 for more important features and benefits.

*Large units, such as 1000mm larder units and L shape corner base units are supplied ready-to-assemble.






COLOUR

When planning a new kitchen, the first choice you make is often your colour scheme. Along with texture and pattern, colour can be the difference between a kitchen you like, and a kitchen you love. Colour is a subjective and emotive topic, and there are lots of guidelines you can work with to make sure your kitchen perfectly matches your own personality and taste.

White provides a beautiful neutral canvas that has proven timeless, always appearing clean and fresh. You can pair this with a more striking worktop or painted feature wall to really make it pop. If white is too stark for you, then consider a softer, more tranquil tone such as cashmere or ivory. Ivory works well with dramatic colours, such as dark blues and browns, whilst still providing a neutral backdrop on which accent colours can also be used to add interest.

Although white is ideal for pairing with primary colours, creams are more suited to the secondary colour spectrum, and can be enhanced by using different shades and textures. Sand can be used as a darker, warmer scheme and its earthy tones work well with whites, creams and bolder dark browns. Just be careful when choosing an accent, as stronger colours can clash. Although traditionally used in larger spaces, don't be afraid to use dark colours in smaller rooms as this can often create a sense of depth and space when used correctly.

Using two colours is a great way to add interest subtly or in a contrasting way – for example, pairing light doors with darker colours.



George Clarke
Architect, Writer, Lecturer and TV Presenter.



COLOUR TIPS:

- Make sure your kitchen is well lit, either naturally or artificially, to bring out the best of your chosen colour scheme.
- Use accessories or artwork to introduce a burst of colour that can be easily changed as trends, and your tastes, develop over time.
- Keep things simple. When using accent colours, less is more. A single accent can have much more of an impact than using two or three.
- Think about how different textures can provide you with contrasting or complementary colours. For example, a textured wall tile will add more depth to your scheme than a simpler plain tile.

WHITE



CREAM



SAND



BROWN



THE MODERN RANGE

Today's idea of a sophisticated and elegant home is a simple and highly contemporary design that also offers effortless functionality.

With modern-day living, there's a requirement to create a space that's completely uncluttered – offering a hidden place for all those things you'd prefer to be out of sight but you use every day. Subtle details are sometimes the ones that make a big statement – that's why the Sheraton Modern Kitchen range offers that timeless yet slick look.



"For me, the Modern range from Sheraton makes for a striking heart to any home. Simple elegance in itself creates a beautiful sense of light and air."



THE RANGE - AT A GLANCE

Oblique Gloss White	14
In-Line Gloss Limestone	16
In-Line Gloss Cashmere	18
In-Line Gloss Grey	20
In-Line Gloss White	22
In-Line Gloss Light Grey	24
In-Line Gloss Ivory	26
In-Line Gloss Anthracite	27
In-Line Painted Ivory & Sage Grey	28
Satin White	30
Setosa Painted Ivory & Green	32
Mattonella Gloss Ivory	34
Mattonella Gloss Cashmere	36
Mattonella Gloss White	38
Mattonella Gloss Light Grey	40
Mattonella Gloss Stone	42
Mattonella Gloss Grey	43
Crystal Gloss Limestone	44
Crystal Gloss Colour Options	46
Embossed Ivory & Truffle	48
Embossed Colour Options	50
Cube Limestone & Woodgrain Bardolino Oak	52
Cube Colour Options	54
Bellato Grey	56
Woodgrain New England Oak & Crystal Gloss Cashmere	57
Woodgrain White Oak	58
Woodgrain Sand Oak	60
Woodgrain Hemlock Nordique & Setosa Painted Steel Blue	61
Woodgrain Grey Nebraska Oak & Setosa Painted Anthracite	62
Woodgrain Driftwood	63
Woodgrain Brown Grey Avola	64
Woodgrain White Avola	64
Gladstone Oak	65
Woodgrain Lissa Oak	66
Woodgrain Bardolino Oak	67

MODERN





“MY NEW KITCHEN CHANGED THE WAY I LIVE.”

Ann Heap knocked through from the original kitchen to the dining room to create one big entertaining space.

THE PROPERTY

Originally built in 1923, Ann had driven past the house in Grange-over-Sands in the Lake District many times. She had long hoped that some day, the run-down property might be hers to breathe life back into.

Twenty-two years later, her dream became a reality. Despite the cracks in the walls, the crumbling roof and out-of-date decoration, Ann saw the potential in her new home. After 12 long months of building work, the house was restored to its former glory.

It was a long, careful process that began with a clear vision – a modern, bright kitchen that opened out onto an inviting garden space. Ann’s daughters have all left home, and her husband was happy for her to have complete freedom when styling their home.



“Everybody just comes in and says, wow!”



Q. WHAT DID YOU WANT FROM YOUR KITCHEN?

In my two previous homes, my style was very traditional. I have stuck to this style throughout the rest of my new home, but when it came to my kitchen, I wanted something different. I envisioned it feeling very modern and bright – a space with lots of light and clean lines.

I love open-plan living, but really wanted to keep the space friendly and inviting, with lots of curves and soft lines to avoid the clinical feeling that some ultra-modern spaces can have if the design isn't right. Before I retired, I was a chef and owned a hotel, so I'm used to big kitchens with plenty of space, and wanted my own kitchen to reflect this.

I also wanted clever, subtle storage – a beautiful design that didn't compromise on functionality. It's very important to me that everything has a home, from herbs and spices right down to the odd tin of chopped tomatoes! My new larder cupboard is perfect for this – I always know where to find things.

I love to have dinner parties – my husband always jokes that I can never cook for less than twenty people! Even now I'm retired, I still like to host dinner parties whenever I can, so my kitchen needed plenty of seating to accommodate this.

Q. WHAT MADE YOU CHOOSE A SHERATON KITCHEN?

I had a very clear idea of how I wanted my kitchen to look – curved, cream gloss units, lots of light and handle-less drawers and doors. I wasn't sure that any kitchen would truly match my vision, but when I saw this modern Sheraton Kitchen, I just knew it was the right one.

Choosing a Sheraton Kitchen meant I had so many beautiful colour and design options. I could create exactly what I wanted, exactly as I'd imagined it. On top of this, I knew I was getting impeccable quality, and something that would last a long time.

Q. WOULD YOU RECOMMEND THE SHERATON RANGE TO YOUR FRIENDS AND FAMILY?

Absolutely, yes. My kitchen is beautiful, functional and easy to clean – what more could you want?

To see more of Ann's beautiful new kitchen, take a look at the case study section at sheratonkitchens.co.uk

ABOVE: Ann chose a larder cupboard that glides effortlessly and means all her ingredients are at hand – yet still beautifully hidden from view.



MODERN

WE LOVE

Ann's choice of lighting – a subtle colour changing sequence illuminates the stark units from above and below, and adds softness and warmth.





 **OBLIQUE GLOSS
WHITE**

Chamfered lacquered gloss white door for use with the Inset handleless system.

For more options and accessories, see page 120.



MODERN





IN-LINE GLOSS
LIMESTONE

J-pull door in a gloss lacquered limestone finish.

For more options and accessories, see page 120.



MODERN






IN-LINE GLOSS
CASHMERE

J-pull door in a gloss lacquered cashmere finish.

For more options and accessories, see page 120.



MODERN





IN-LINE GLOSS
GREY

J-pull door in a gloss lacquered grey finish.

For more options and accessories, see page 120.



MODERN





IN-LINE GLOSS
WHITE

J-pull door in a gloss lacquered white finish.

For more options and accessories, see page 120.



MODERN






IN-LINE GLOSS
LIGHT GREY

J-pull door in a gloss lacquered light grey finish.

For more options and accessories, see page 120.



MODERN






IN-LINE GLOSS
IVORY

J-pull door in a gloss lacquered ivory finish.

For more options and accessories, see page 120.




IN-LINE GLOSS
ANTHRACITE

J-pull door in a gloss lacquered anthracite finish.

For more options and accessories, see page 124.

MODERN





 IN-LINE
PAINTED IVORY
& SAGE GREY

J-pull door in a matt painted finish.

For more options and accessories, see page 120.



MODERN

COLOUR IT UP

Available in a choice of 14 colours. You'll find our colour palette on page 126.






SATIN
WHITE

Slab door in a matt PVC white finish.

For more options and accessories, see page 120.



MODERN





6
**SETOSA PAINTED
 IVORY & GREEN**

Slab door in a painted matt finish.

For more options and accessories, see page 120.



MODERN

COLOUR IT UP

Available in a choice of 14 colours. You'll find our colour palette on page 126.






MATTONELLA
GLOSS IVORY

Slab door in a gloss ivory finish.

For more options and accessories, see page 129.



MODERN






MATTONELLA
GLOSS CASHMERE

Slab door in a gloss cashmere finish.

For more options and accessories, see page 120.



MODERN







MATTONELLA
GLOSS WHITE

Slab door in a gloss white finish.

For more options and accessories, see page 120.



MODERN





 **MATTONELLA GLOSS**
LIGHT GREY

Slab door in a gloss light grey finish.

For more options and accessories, see page 120.



MODERN






MATTONELLA GLOSS
STONE

Slab door in a gloss stone finish.

For more options and accessories, see page 120.




MATTONELLA GLOSS
GREY

Slab door in a gloss grey finish.

For more options and accessories, see page 120.

MODERN





CRYSTAL GLOSS
LIMESTONE

Slab door in a gloss ivory finish.

For more options and accessories, see page 120.



MODERN





CRYSTAL GLOSS

Slab door in a gloss finish.

For more options and accessories, see page 120.

1



2

2



MODERN

3

- 1. Crystal Gloss Ivory
- 2. Crystal Gloss Light Grey
- 3. Crystal Gloss Cashmere





EMBOSSED
IVORY & TRUFFLE

Slab door in a textured finish.

For more options and accessories, see page 120.



MODERN





 **EMBOSSSED**

Slab door in a textured finish.

For more options and accessories, see page 120.

1



MODERN

2

- 1. Embossed Light Grey & Anthracite
- 2. Embossed Cashmere





CUBE LIMESTONE &
WOODGRAIN BARDOLINO OAK

Slab door in a smooth limestone finish.

For more options and accessories, see page 120.



MODERN






CUBE

Slab door in a smooth finish.

For more options and accessories, see page 120.

1



2



MODERN

3

- 1. Cube Cashmere & Ivory
- 2. Cube Light Grey
- 3. Cube Anthracite





 BELLATO GREY

Slab door in a concrete-effect finish.

For more options and accessories, see page 120.



WOODGRAIN
NEW ENGLAND OAK &
CRYSTAL GLOSS CASHMERE

Slab door in a New England Oak finish.

For more options and accessories, see page 120.

MODERN






WOODGRAIN
WHITE OAK

Slab door in a White Oak finish.

For more options and accessories, see page 120.



MODERN





WOODGRAIN
SAND OAK

Slab door in a woodgrain Sand Oak finish.

For more options and accessories, see page 120.



WOODGRAIN
HEMLOCK NORDIQUE
& SETOSA PAINTED
STEEL BLUE

Slab door in a woodgrain Hemlock Nordique finish.

For more options and accessories, see page 120.

MODERN





WOODGRAIN
 GREY NEBRASKA OAK &
 SETOSA PAINTED ANTHRACITE

Slab door in a woodgrain Grey Nebraska Oak finish.

For more options and accessories, see page 120.



WOODGRAIN
 DRIFTWOOD

Slab door in a woodgrain Driftwood finish.

For more options and accessories, see page 120.

MODERN





WOODGRAIN BROWN GREY AVOLA

Slab door in a woodgrain Brown Grey Avola finish.

For more options and accessories, see page 120.



MODERN



WOODGRAIN GLADSTONE OAK

Slab door in a Gladstone Oak finish.

For more options and accessories, see page 120.



WOODGRAIN WHITE AVOLA

Slab door in a woodgrain White Avola finish.

For more options and accessories, see page 120.



WOODGRAIN
LISSA OAK

Slab door in a woodgrain Lissa Oak finish.

For more options and accessories, see page 120.



MODERN

WOODGRAIN
BARDOLINO OAK

Slab door in a woodgrain Bardolino Oak finish.

For more options and accessories, see page 120.



TEXTURE

Texture is a truly exciting way to introduce depth and interest to any room, especially the kitchen. It's all about layering, complementing and using similar colours and tones, whilst also playing with the textures to give a timeless and elegant feeling to your design.

From multi-layered high gloss lacquered doors, and complementing silky satin painted finishes, to colder contemporary stone worktops or a warmer wooden breakfast bar, it's important to think of your kitchen design as a whole, taking into consideration flooring, splashbacks and even the appliances. Using contrasting textures can add great depth and interest to any kitchen, making even the simplest designs striking.



George Clarke
Architect, Writer, Lecturer and TV Presenter.



TEXTURE TIPS:

- Texture can be used to create different shades of the same colour – useful when creating a monochromatic scheme.
- Understand how light will interact with any proposed textures before committing them to the scheme. Make sure you test this at different times of the day with both natural and artificial light.
- Always consider how texture impacts on your chosen colour scheme.
- When using textures, remember how they feel, as well as how they look, is very important.



THE SHAKER RANGE

The perennial Shaker Kitchen offers a simple, understated style. Whilst the classic design creates a feeling of our British heritage, it's versatile enough to let you make your own mark on your space.

The Sheraton Shaker range has all the design features you could wish for and it can be configured to complement and enhance your home, whatever its style, age or size.



"The simplicity of a Shaker-style kitchen means it can feel quintessentially country-like, rustic farmhouse or urban twist – whatever your taste, it can work in your home."

Age



THE RANGE – AT A GLANCE

Savoy Painted Limestone & Anthracite	72
In-Line Shaker Gloss White	74
Painted Wood Shaker Ivory & Hickory	76
Sand Oak Timber Shaker	78
Shaker Painted Sage Grey & Ivory	80
Ivory Shaker	82
Chamfered Shaker Painted Ivory	84
Elegant Painted Light Grey	86
Lissa Oak Wood Shaker	88
Nouveau White & Light Grey	90
Nouveau Cashmere	92
Nouveau Ivory	92
Lissa Oak Shaker	93
Sand Oak Shaker	94
Gloss Stone Shaker	96
Broad Style Ivory	98





SAVOY PAINTED LIMESTONE & ANTHRACITE

Shaker door with a recessed handle in a smooth painted finish.

For more options and accessories, see page 120.



SHAKER

COLOUR IT UP

Available in a choice of 14 colours. You'll find our colour palette on page 126.





IN-LINE SHAKER GLOSS WHITE

Shaker door with an integrated J-pull handle in a lacquered gloss white finish.

For more options and accessories, see page 120.



SHAKER



PAINTED WOOD SHAKER
IVORY & HICKORY

Shaker door with a painted solid timber frame and veneered centre panel.

For more options and accessories, see page 120.



SHAKER

COLOUR IT UP

Available in a choice of 14 colours. You'll find our colour palette on page 126.





SAND OAK
TIMBER SHAKER

Shaker door with a timber frame and veneered centre panel in Sand Oak.

For more options and accessories, see page 120.



SHAKER





SHAKER PAINTED
SAGE GREY & IVORY

Shaker door with a painted foil wrapped frame and centre panel with a woodgrain finish.

For more options and accessories, see page 120.



SHAKER

COLOUR IT UP

Available in a choice of 14 colours. You'll find our colour palette on page 126.






IVORY
SHAKER

Shaker door with an ivory woodgrain effect finish.

For more options and accessories, see page 120.



SHAKER





 CHAMFERED SHAKER
PAINTED IVORY

Shaker door featuring chamfered edges, with a painted solid ash frame.

For more options and accessories, see page 120.



SHAKER

COLOUR IT UP

Available in a choice of 14 colours. You'll find our colour palette on page 126.





 ELEGANT PAINTED LIGHT GREY

Shaker door with a smooth painted frame and centre panel.

For more options and accessories, see page 120.



SHAKER

COLOUR IT UP

Available in a choice of 14 colours. You'll find our colour palette on page 126.





 LISSA OAK
WOOD SHAKER

Shaker door with a solid oak frame and veneered centre panel in a Lissa Oak finish.

For more options and accessories, see page 120.



SHAKER





 NOUVEAU WHITE
& LIGHT GREY

Shaker door with a smooth painted-effect finish.

For more options and accessories, see page 120.



SHAKER





 **NOUVEAU
CASHMERE**

Shaker door with a smooth cashmere finish.

For more options and accessories, see page 120.



 **NOUVEAU
IVORY**

Shaker door with a smooth ivory finish.

For more options and accessories, see page 120.



 **LISSA OAK
SHAKER**

Shaker door with a Lissa Oak woodgrain effect finish.

For more options and accessories, see page 120.

SHAKER






SAND OAK
SHAKER

Shaker door with a Sand Oak woodgrain effect finish.

For more options and accessories, see page 120.



SHAKER






GLOSS STONE
SHAKER

Shaker door with a gloss stone finish.

For more options and accessories, see page 120.



SHAKER






BROAD STYLE
IVORY

Shaker door with a matt ivory finish.

For more options and accessories, see page 120.



SHAKER




ACCENTS AND PATTERNS

Accents and patterns can be used with colour and texture to lift the character of your scheme, and are an easy way to keep your kitchen looking fresh and on-trend. You don't need more than one accent colour in a scheme as this can dilute the impact – just choose a colour you love, perhaps a burnt orange or olive-green.

Accents should be used sparingly to add a burst of colour or texture to an otherwise minimalist and neutral scheme. Using one colour can have a dramatic effect, and is easily achieved by introducing coloured gadgets, artwork or floral displays. You could even feature soft furnishings in vibrant colours, such as cushions or rugs.

Adding a pattern to your scheme doesn't always mean using bright, flamboyant designs – patterns can be introduced, as with accents, in small measures. Less is more and the brighter the colour, the less you need to make an impact. A simple line, or subtle check can often add more than a louder, more detailed pattern.

George Clarke
Architect, Writer, Lecturer and TV Presenter.



ACCENT & PATTERN TIPS:

- Use accents and patterns to complement rather than dominate the colour scheme.
- Pattern doesn't need to be repetitive, so long as it has a link to the scheme, either through colour or texture.
- Try to introduce accent colours and patterns within items that can be easily changed to reflect new trends and your own personal tastes.



THE TRADITIONAL RANGE

Like its furniture-designer namesake, the Sheraton Traditional Kitchen range offers superior craftsmanship. It celebrates everything this room should be – functional, characterful and elegant. It also offers the best of both worlds with modern features and time-honoured British design.

This classic range offers cutting-edge functionality and beautiful detail. So if you're looking for state-of-the-art practicality and British heritage, we've got it in abundance with so many styles and finishes to consider.



"I think the beauty of a traditionally-styled kitchen is in its sheer flexibility. The idea of a welcoming yet extremely practical space offers endless appeal for so many."



THE RANGE – AT A GLANCE

Manor House Painted Shaker Sandstone & Anthracite	104
Minster	106
Wood Framed Ivory Painted	108
Character Painted Ivory & Light Grey	110
Flute Ivory	112
Regent Ivory	114
Edwardian Painted Light Grey	116
Painted In-Frame Light Blue & White	118

TRADITIONAL





MANOR HOUSE
PAINTED SHAKER
SANDSTONE &
ANTHRACITE

Shaker style door featuring an inner beading with a painted solid timber frame and veneered centre panel.

For more options and accessories, see page 120.



TRADITIONAL

COLOUR IT UP

Available in a choice of 14 colours. You'll find our colour palette on page 126.





 MINSTER

Square framed shaker door with a beaded centre panel in a smooth limestone finish.

For more options and accessories, see page 120.



TRADITIONAL





 **WOOD FRAMED
IVORY PAINTED**

In-frame door featuring a painted solid ash frame and veneered centre panel.

For more options and accessories, see page 120.



TRADITIONAL

COLOUR IT UP

Available in a choice of 14 colours. You'll find our colour palette on page 126.





CHARACTER
PAINTED IVORY
& LIGHT GREY

Solid timber painted square framed door with a raised centre panel.

For more options and accessories, see page 120.



TRADITIONAL

COLOUR IT UP

Available in a choice of 14 colours. You'll find our colour palette on page 126.





FLUTE IVORY

Square framed door with a grooved centre panel in a smooth ivory finish.

For more options and accessories, see page 120.



TRADITIONAL





REGENT
IVORY

Square framed door with a raised centre panel in a smooth Ivory finish.

For more options and accessories, see page 120.



TRADITIONAL





 EDWARDIAN
PAINTED
LIGHT GREY

In-frame effect door in a smooth painted finish.

For more options and accessories, see page 120.



TRADITIONAL

COLOUR IT UP

Available in a choice of 13 colours. You'll find our colour palette on page 126.





 PAINTED IN-FRAME
LIGHT BLUE & WHITE

In-frame door featuring a foil wrapped painted woodgrain finish.

For more options and accessories, see page 120.



TRADITIONAL

COLOUR IT UP

Available in a choice of 14 colours. You'll find our colour palette on page 126.



CELEBRATING YOUR UNIQUE STYLE

Choosing the finishing touches is everyone's favourite part. This is where you get to make the beautiful, truly personal. However you decide to personalise your Sheraton Kitchen, you can be sure of beautifully crafted design features, dozens of handle and door styles and ingenious storage solutions.

From the kitchen through to the utility, this is the time to mix things up a little and be creative – don't be afraid to combine and contrast shades and textures, and bring your stunning kitchen to life with a vast array of wonderful extras.



"Planning a successful kitchen doesn't need to be daunting. With the Sheraton range, you've got so much choice. Do your research – ask friends and family what they love and dislike about their own kitchens – think about how you can incorporate your own touches."



OPTIONS & ACCESSORIES – AT A GLANCE

Door Collection	122
Colour Palette	126
Visualise your Sheraton Kitchen	129
Handle Options	130
Handle-less Kitchens	132
Enhancing the Design	136
Cabinet Specification	140
GRASS Nova Pro Drawer Systems	142
Storage Solutions	144
A Place for Everything	146
Let There Be Light	148
Sinks & Taps	150
Worktops	152
The Right Way to Buy a Kitchen	154
More Reasons to Choose Sheraton	156
Index and FAQs	158
Your Sheraton Kitchen at a Glance	159





DOOR COLLECTION

The door style can define the whole look and feel of your new kitchen. That's why we've created a door range to suit every kind of home and every kind of taste.

TRADITIONAL DOORS



Regent Ivory
(Find on page 114)



Minster
(Find on page 106)



Flute Ivory
(Find on page 112)



Edwardian Painted
- available in 14 colours
(Find on page 116)



Painted In-Frame
- available in 14 colours
(Find on page 118)



Character Painted
- available in 14 colours
(Find on page 110)



Manor House
Painted Shaker
(Find on page 104)



Wood Framed Painted
- available in 14 colours
(Find on page 108)

SHAKER DOORS



Ivory Shaker
(Find on page 82)



Lissa Oak Shaker
(Find on page 93)



Sand Oak Shaker
(Find on page 94)



Nouveau White
(Find on page 90)




Nouveau Ivory
(Find on page 92)



Nouveau Light Grey
(Find on page 90)



Nouveau Cashmere
(Find on page 92)




Broad Style Ivory
(Find on page 98)



Shaker Painted
- available in 14 colours
(Find on page 80)



Gloss Stone Shaker
(Find on page 96)



Elegant Painted
- available in 14 colours
(Find on page 86)



Savoy
- available in 14 colours
(Find on page 72)



In-Line Shaker
Gloss White
(Find on page 74)



Lissa Oak Wood Shaker
(Find on page 88)



Sand Oak Timber Shaker
(Find on page 78)



Chamfered Shaker Painted
- available in 14 colours
(Find on page 84)




Painted Wood Shaker
- available in 14 colours
(Find on page 76)



 MODERN DOORS



 MODERN DOORS



OPTIONS & ACCESSORIES




COLOUR PALETTE

To let you express your own unique style, a selection of Sheraton Kitchens is available in a range of 14 stunning, on-trend colours.

Shaker, Setosa, Elegant, In-Line, In-Frame, Edwardian, Savoy, Chamfered, Wood Shaker, Character, Manor House and Wood Framed kitchens can all be supplied in these elegant shades, designed to work well on their own or combined with other colours and textures.

RECOMMENDED CABINET COLOURS

Sheraton painted kitchens can be supplied in all 11 cabinet colours. Open and glazed units are also available in a choice of 14 painted colours.



OPTIONS & ACCESSORIES

The colours shown in this brochure are as accurate as the printing process allows and therefore we strongly recommend that you contact your Sheraton retailer to view a display or door sample before placing your order.





CHAMFERED SHAKER PAINTED LIGHT GREY



PAINTED WHITE WOOD SHAKER

CUSTOMISE YOUR KITCHEN

Make your kitchen your own with our huge range of colour options and door styles.



SETOSA CASHMERE



IN-LINE SAGE GREY



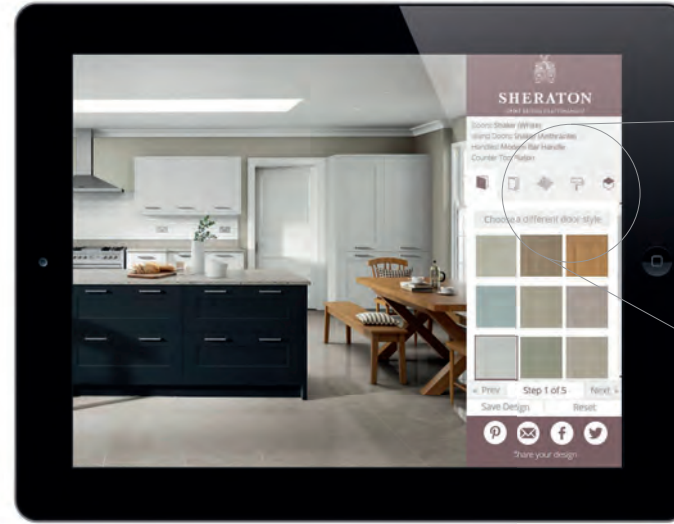
CHARACTER PAINTED STEEL BLUE AND WHITE



MANOR HOUSE HICKORY



MANOR HOUSE OXFORD BLUE



VISUALISE YOUR SHERATON KITCHEN

You can now create your perfect kitchen using the Sheraton Kitchen visualiser tool. Available online at sheratonvisualiser.co.uk, or as an iPad app, our handy tool allows you to select from a range of painted door styles, worktops, flooring and wall colours. It's the perfect way to plan your new kitchen.

To download the app, please visit the Apple App Store and search for **Sheraton configurator**.

Once you've finished, simply save your creation, email to yourself or a friend, or share on Facebook, Pinterest or Twitter.

Why not plan your new kitchen today and visit your local Sheraton retailer to discuss your requirements?



HANDLE OPTIONS

We offer an extensive range of distinctive handle styles to let you personalise your Sheraton Kitchen and make it your own.

Please note, not all handle suites are suitable for each kitchen. Most are supplied at no extra charge. However, a small number do carry a surcharge and your Sheraton retailer will be happy to advise you on suitability and costs. A handle suite may comprise up to three handles that are fitted to drawers, doors and spice boxes where applicable.

All handles fitted vertically unless stated.

MODERN HANDLES



* Handle suite carries a surcharge.
 ** Handles fitted horizontally.
 † Handles can be fitted either vertical or horizontal.



TRADITIONAL HANDLES



OPTIONS & ACCESSORIES





HANDLE-LESS KITCHENS

If you're looking for a minimalist kitchen, perhaps a kitchen that doesn't feature handles as these can detract from clean lines and a sleek design, then Sheraton has three ways to achieve this – Inset, Touch and In-Line.

SHERATON INSET KITCHENS

Sheraton Inset is designed in two ways. The first using a wide range of slab doors in a variety of colours and finishes, fitted with a discreet handle on the reverse, allowing the cabinet to be opened without the need for a protruding handle.

The second is by using the Oblique Gloss White door, which incorporates a chamfer on the top edge of the door, creating a grip to allow the cabinet to be opened.

Both solutions provide a sleek, handleless look.

Inset is available with a number of different extrusion and handle colours (Stainless Steel, White, Cashmere, Limestone, Dark Grey and Copper) allowing you to create stunning co-ordinated or contrasting designs.



Stainless Steel



Cashmere



Copper



Dark Grey



Limestone



White



Inset Oblique Gloss White



Inset Mattonella Gloss Cashmere & White





HANDLE-LESS KITCHENS

SHERATON TOUCH KITCHENS

Sheraton Kitchens can be designed without handles using our Touch system. Doors and drawers are opened simply by touch, allowing you to create a minimalist, handle-free design.

Certain units, such as pull-out larders, appliance doors and magic corner units require a handle. A specifically designed handle suite (suite 653) is available to allow these units to be opened whilst still ensuring a minimalist design. Alternatively, a face-fixed handle could be used and we recommend the following handle suites - Suites 605 and 610.



SHERATON IN-LINE KITCHENS

In-Line kitchens are the third way to design a Sheraton Kitchen without a handle. This style features an integrated J-Pull style handle grip (called J-Pull due to its shape).

The integrated grip of In-Line has been specifically developed to be deeper than other versions, providing more grip and ensuring that opening dishwasher and larder doors is easier.

In-Line kitchens are available in seven gloss finishes (Limestone, White, Ivory, Grey, Light Grey, Cashmere and Anthracite) as well as 15 matt painted colours.



ENHANCING THE DESIGN

Every Sheraton Kitchen comes with a variety of optional design features and innovative storage solutions. These give you the flexibility to customise your chosen kitchen style and further enhance the look and functionality of the space.

WALK-IN CORNER LARDER STORAGE

The corners of your kitchen are often where valuable storage space is lost, or difficult to access. Our expertly designed walk-in corner larder unit solves this problem beautifully. With an abundance of accessible storage, including a full-height wine rack, it's the perfect solution when designing around a corner.

Alternatively, you can opt for a standard corner larder unit that includes four Kesseböhmer LeMans storage systems, also providing easy access in a hard-to-reach area of the kitchen.



USING UNITS DIFFERENTLY

A standard kitchen unit doesn't have to be used in a standard way – you can create your own, unique design. Bridging units for example, typically used around a sink or a hob, can be combined with open plan shelving to create a striking, yet functional design feature.

DRAWER OPTIONS

Traditionally, a pan drawer unit consists of a large, shallow top drawer, with two deeper bottom drawers. An alternative option with a Sheraton Kitchen is to use a pan drawer with two narrower top drawers. Or, when using a double base unit, you can opt for a larger drawer rather than two separate drawers as shown.



L-SHAPE CORNER UNITS

When designing around a corner, there are many ways to ensure you have easy access to hard-to-reach storage space. One such solution is an L-shape corner unit. Available in multiple sizes, it can provide spacious, everyday storage.





GLAZED UNIT

Why not consider making a feature of your wall units with our stylish glazed doors? You can choose from a range of aluminium frames and glazing designs to complement both traditional and more contemporary kitchens.




CHUNKY PILASTER

Adding decorative features like pilasters can work beautifully with a Sheraton Kitchen, particularly with the more traditional styles. There are a variety of designs to choose from, allowing you complete control over the look, feel and personality of your kitchen.



LIFT UP WALL UNITS

An alternative to the standard side-opening wall unit is our innovative lift-up wall unit. It's ideal when you need access for longer, whilst cooking perhaps, as it allows the unit to remain open without the risk of hitting your head on the open door. The flap mechanism also features a soft close system for silent, effortless closing.



LARDER UNITS WITH OAK DRAWERS

To complement your Sheraton Kitchen, we have a great range of larder and pantry unit options, complete with beautifully crafted oak drawers. They're available in a variety of heights and styles.



WORKING MANTEL

Usually a feature of traditional kitchen designs, mantels make practical and attractive additions to your space and are available in a variety of veneered and painted finishes.



CURVED CORNER UNIT

A stylish alternative to the more standard L-shape corner base unit, the curved version, with its sweeping lines, can suit both modern or traditional-style kitchens. They partner perfectly with our range of curved laminate worktops and are available in a selection of kitchens:

Mattonella, In-Line (all colours), Lucente (all colours), Elegant (all colours), Chamfered (all colours), Character (all colours), Manor House Painted Shaker and Painted Timber Shaker (all colours).

**Please note that the curved unit used for In-Line ranges is supplied with two doors.*



WICKER BASKETS

More suited to traditional kitchen designs, these wicker basket base units are ideal for larder-style storage.



CABINET SPECIFICATION

Your cabinets will form the foundation of your new kitchen. So when you're looking for real durability, only a true quality build will do. The hallmark of that quality is a glue and dowel construction, giving you a cabinet that's built to last and leaving you no unsightly visible screws, fixings and drill holes.

As the kitchen can be an environment that has a lot of moisture in the air, it's also really important to make sure any exposed edges are protected from potential water damage too.

This range gives you the option to add even more quality with features like adjustable shelving, soft-closing hinges and anti-tip fittings.



BASE UNIT


- 18mm MFC glue and dowel construction, for no visible fixings.
- 15mm solid back panel for extra rigidity.
- Cabinets are edged all round for protection against moisture, even on the edges you can't see.
- Cabinets include a 1.3mm thick front protective edging.
- GRASS Tiomos In-Line hinges with integrated soft close action.
- Drilled-in shelf support pegs with adjustable shelf positions.
- 50mm service void that aids installation.
- Concealed unit fixings.
- Front-frame fixings are vertically and horizontally adjustable.
- Adjustable legs for fitting on uneven floors.

WALL UNIT

- 18mm MFC glue and dowel construction, for no visible fixings.
- 8mm solid back panel for extra rigidity.
- Cabinets are edged all round for protection against moisture, even on the edges you can't see.
- Cabinets include a 1.3mm thick front protective edging.
- GRASS Tiomos In-Line hinges with integrated soft close action.
- Drilled-in shelf support pegs with adjustable shelf positions.
- Choose from 300mm or 350mm depth units (350mm depth fits a 12" dinner plate).
- Choose from three heights: 576mm, 720mm or 900mm.
- Concealed wall fixing brackets, 150kg loading per pair, that are wall-locking for safety, with a third bracket supplied to double-width wall units.
- Double-width units supplied with full centre division for prevention of shelf bowing and increased self-adjustment options.
- Glass shelves as standard for glazed units.
- Front-frame fixings are vertically and horizontally adjustable.

COLOUR CO-ORDINATED CABINETS

Choose from 11 cabinet finishes that allow you to colour co-ordinate or contrast your fascia style. A full range of matching plinths, panels and pilasters are also available that will add to the overall co-ordinated look.



OPTIONS & ACCESSORIES



GRASS® SCALA STONE & NOVA PRO

THE COMPLETE DRAWER
SYSTEMS WITH PRECISION
AND INDIVIDUALITY

Sheraton Kitchens have quality built-in, with drawer boxes from GRASS, one of the world's leading suppliers of quality drawer systems. Your Sheraton Kitchen is supplied with all drawers pre-fitted, saving you time and money on installation.

A choice of three drawer options are available, designed to provide functional storage solutions, combined with a smooth, soft closing action.



GRASS SCALA STONE & NOVA PRO ALUMINIUM DRAWER FEATURES

- GRASS drawers feature fully synchronised drawer runners, providing an ultra-smooth action whilst at the same time requiring a very low opening force.
- Drawers feature a smooth and silent soft close action with progressing dampening.
- Full extension drawer runners provide a load bearing capacity of 40kg per drawer (more than conventional systems).
- Twin-wall, metal sided drawer box with straight internal sides to provide more storage space and better compatibility with accessories.
- Solid 16mm base to provide extra rigidity and reliability.
- Easy cleaning and maintenance with tool-free removal of the drawer and drawer front. No tools, no hassle.



Easy to clean



Easy to remove



GRASS SCALA STONE
(with square side profile).
Supplied as standard.



GRASS NOVA PRO ALUMINIUM
(with curved side profile).
Supplied as a free-of-charge option.



LUXURY OAK DRAWER
(with dovetail joints).
Available as an upgrade option.



GRASS SCALA STONE
Pan Drawer with Rails



GRASS NOVA PRO
Drawer with Rails

LUXURY OAK DRAWER BOXES

For that added luxury, you can also choose solid oak drawer boxes and pan drawers, constructed using traditional dovetail joints. These drawers use GRASS soft close runners, ensuring a smooth and silent close, and are an ideal accompaniment to any Sheraton Kitchen, and are especially suited to painted ranges.



GRASS SCALA STONE
Pan Drawer with Smoked Glass



GRASS NOVA PRO
Drawer with Crystal Glass

SMOKED GLASS AND CRYSTAL GLASS PAN DRAWER SIDE OPTIONS

Both Scala Stone and Nova Pro Aluminium pan drawers are available with either railings (supplied as standard) or Smoked (Scala Stone) or Crystal (Nova Pro) glass sides as a free-of-charge optional extra. These solid sides are useful to prevent pan handles and other items protruding through the drawer, as well as being extremely stylish.




EVERYTHING
IN ITS PERFECT
PLACE.
EVERYTHING
WITHIN REACH.
EASY TO USE
AND ENJOY.


Sheraton storage solutions provide stylish, practical and functional solutions, meaning better organised and easier access to storage space.

In addition to brilliant functionality, Sheraton storage solutions include exclusive design and a high quality finish. Internal cabinet space is used more efficiently than conventional systems, helping you get the most out of your kitchen.

Sheraton storage solutions are available in a choice of two finishes, aluminium and graphite. The Graphite option works well with the graphite cabinet colour and Scala drawer to create a fully co-ordinated cabinet.



Experience the design every time you reach for a pot or pan with the LeMans Corner Storage system, awarded the Red Dot Design for outstanding design achievements.



reddot design award



OPTIONS & ACCESSORIES

FEATURES AND BENEFITS:

- "Softstop" soft open and close action supplied on all pull-out storage.
- Wire shelves or solid base shelves available.
- Greater load-bearing capacity than conventional systems.
- Square edges on larder pull-outs provide greater area of useable space.
- Ideal for storing large amounts of dry food items or large pans and cookware.

- | | |
|--|--|
| 1. LeMans Corner Storage | 8. Magic Corner Unit* |
| 2. Convoy Premio Pull-Out Larder Storage | 9. Pull-Out Larder Storage, with Solid Shelves |
| 3. Tandem Solo Pull-Out Larder Storage | 10. Pull-Out Swing Larder Storage* |
| 4. Pull-Out Towel Rail | 11. Pull-Out Tandem Unit |
| 5. Pull-Out Base Unit Storage | 12. Carousel Storage with Solid Shelves |
| 6. Pull-Out Tray Space* | 13. Revolving Carousel Unit* |
| 7. Pull-Out Breakfront Storage | |

*Only available in an aluminium finish.
Please consult with your retailer for the full range of Sheraton storage options available.





A PLACE FOR EVERYTHING


Sheraton Kitchens are as practical as they are beautiful and a range of functional accessories are available, especially designed to allow you to customise your kitchen to your exact needs.

A wide range of cutlery trays and utensil dividers are available in either a plastic or luxurious oak finish. Combinations of trays and dividers are used depending on the width of the drawer and your Sheraton retailer will be able to advise you on the possible combinations.

- 1. Internal drawer cutlery insert
- 2. 900mm top drawer with cutlery units

LINERO MOSAIQ MIDWAY SYSTEM

This stylish and functional midway rail system is supplied in one handy pack and features two 600mm rails, shelf, pot (with quiver), two utensil hooks and kitchen roll holder ensuring useful items are always to hand.



- 1. Pull-out bin units
- 2. Swing-out removable recycling bins
- 3. Pull-out combi waste bin
- 4. Swing-out cylinder waste bin
- 5. Pop-up Socket with 2 USB charge pins
- 6. Rectangular waste bin
- 7. Drip tray
- 8. Pull-out towel rail and tray space
- 9. Removable oak storage boxes and removable oak pegs to keep crockery secure.



LET THERE BE LIGHT

Modern lighting is an important feature within the design of your kitchen. Our extensive range offers a wide variety including the very latest styles and lighting options.




Drawer lights
Code: LTDRW50/60/80/90/100



Solid Bendable Strip Light
Code: LTBND3



LTBNDCOVER



Solaris LED Slimline Rectangle Cabinet Light
Code: LTSOLRC2/3



Diffused floating shelf
Code: LTSELF 60 & 90



Infra-red Round Sensor Light
Code: LTSENC2/3



Sirius 2 light LED under unit light
Code: LTSIRIUS2




Capella LED Surface/Recessed Light
Code: LTCAPPELLA



Sirius Infra-red Door Sensor
Code: LTDRSWITCH



Solaris LED Slimline Square Cabinet Light
Code: LTSOLQ2/3



Polaris surface/recessed round LED light
Code: LTRNDPOL2



Halo light
Code: LTHAL 2 & 3



Halo triangular light
Code: LTHALTRI 2 & 3



Polaris Tri-light
Code: LTRIPOL2



Plinth light
Code: LTMONZA4




Diffused 60 point LED Tri-light
Code: LTTRI60




Diffused 60 point round LED light
Code: LTRND60



Sirius diffused LED Tri-light
Code: LTSIRTRI 2 & 3



Grace high output LED over/under cupboard light
Code: LTGRACE 2 & 3



Sirius 32mm round plinth/cabinet light
Code: LTPLRND4



Arrezzo high output LED surface/under cupboard light
Code: LTAREZ 2 & 3



Touch dimmer
Code: LTDIM



100mm square flat panel LED light
Code: LTSQ100




Flexible LED Strip - High Output
Code: LTFLEXHP



LED diffused strip light
Code: LTLTD 222 & 343

Inside wall units or flap units with no ventilation, under-cupboard lights should be used instead of low voltage downlights.



The 4-zone remote control system allows the user to control four different lighting circuits from one remote control without the need to physically wire them together. It allows you to switch up to four different areas on, off or dim at the same time, or individually.

The innovative W/FI module allows wireless control or multiple LED lights in the palm of your hand. The hub is compatible with any 12Vdc LED lights so you can control your cabinet lights, plinth lights or strip lighting using your iOS 5.0 or later smart phone or tablet, by downloading the app, which is free via the Apple Store or Android Google Play.



SINKS & TAPS

The Sheraton range of sinks and taps has been developed to provide a comprehensive and stylish offer.

Our range of stainless steel sinks are made from 18/10 grade stainless steel - the highest grade available - ensuring your sink is highly resistant to staining, rusting and corrosion.

HYDRA sinks are manufactured from 80% Quartz granite particles with ANTI BACTERIAL properties. Featuring a low profile and minimalistic look, HYDRA is highly durable, easy to clean, heat, burn and stain resistant and available in a choice of fashionable colours to partner any kitchen style.



† Ideal for mounting on a solid surface such as wood or granite.
* No diffuser supplied.
** Requires a minimum 5 metre head or pressured system.

OPTIONS & ACCESSORIES



DUROPAL QUADRA WORKTOPS

So, you've chosen your Sheraton Kitchen, now you need to select the right worktop to finish your design. To help you, we've chosen a comprehensive range of colours to complement the Sheraton range from the Duropal Quadra Worktop collection.

Duropal is a leading supplier of quality laminate worktops throughout Europe, and the Quadra range of worktops is an ideal alternative to solid surface, granite or timber worktops. The Quadra profile is designed to provide the appearance of solid surface worktops and the unique 'seal groove' ensures a lifetime of protection against moisture and steam.

All worktop colours are available in 40mm deep with a selection of colours available in a thinner, 20mm deep option.



These high quality, fashionable and durable worktops are resistant to: sunlight, scratching, abrasion, stains (such as coffee, tea, red wine, ink), fruit juice spills, steam and cigarette burns, and have achieved the FIRA Gold Award for product excellence.

To view displays of Duropal worktops, please visit your local Sheraton retailer.



Unique 'seal groove'




CURVED WORKTOPS

A range of Duropal worktops have been designed specifically to suit our curved base end and curved corner units perfectly. These worktops have a totally flat-faced profile and are a practical and cost-effective solution to solid surfaces and granite worktops. Curved worktops are available in both 40mm and 22mm thicknesses in all colours.



GABLE ENDS


Available in all colours, in 40mm and 22mm thicknesses (where available), gable ends are an ideal way to create a peninsular island unit effect, or can be used as a stylish way to end a run of base units.



LAMINATED BACKBOARDS & UPSTANDS

Available in all colours, splashbacks and upstands are an ideal alternative to tiling, protecting walls from splashes behind hobs and sinks.

WORKTOP COLOURS



* Available in 20mm Quadra profile.
All colours available in 40mm Quadra profile.
All colours available in 40mm & 22mm Curved/Straight-edged profile.

OPTIONS & ACCESSORIES

To order a FREE sample colour swatch, delivered direct to your home, please call **01625 660411**.



THE RIGHT WAY TO BUY A KITCHEN

The modern-day British kitchen is by far the busiest and most regularly used room in the home. With so many functions performed in it every day, proper planning and great design is essential.

The kind of space you have available, and how your family move around it will play a huge part in the overall design of your kitchen.

You want it to look beautiful, but also work beautifully, to complement your way of living. So take your time to browse the full range of Sheraton Kitchens in this brochure, then follow these five simple steps to help you make the right choices.



STEP 1 IT'S ALL IN THE PLANNING

Getting a kitchen that's perfect for you and your family's needs takes time and plenty of planning, so don't try to rush this stage. Before you talk to any experts, give yourself time to sit down and think about how you would like to use the space.

Ask yourself: what would be my ideal layout? Who's going to use it? How much storage do I need? What appliances do I want? What colours and textures do I like? Do I want an island unit and can the space take it?

Measure the dimensions, including where the doors, windows and services are located and make a list of exactly what you want and need.



STEP 2 ADD SOME EXPERTISE

Once you have your measurements and a rough outline of what you want, it's time to visit your local Sheraton retailer to chat through your ideas with a designer.

They'll have the experience and design expertise to advise you on what will work and what won't, and will be able to turn your initial thoughts into something that not only reflects your personality, but supports and enhances your individual lifestyle.

"You know better than anyone how you and your family will use your kitchen space. So try to put together a rough plan before you talk to your kitchen designer."



George Clarke
Architect, Writer, Lecturer
and TV Presenter.



STEP 3 DECIDE ON THE DOORS

Nothing defines a kitchen more than the doors. Depending on the design, you can create something elegant, rustic, eye-catching, minimalist or luxurious.

A Sheraton Kitchen has dozens of Traditional, Shaker and Modern styles available, in a range of gloss, wood effect, timber and painted finishes. All of which can be customised with an extensive range of handles. Or you can choose to go handle-less if you want a truly modern look.



STEP 4 LET'S TALK STORAGE

You should have already thought carefully about your storage. Not just what you need now, but also in the future.

By using your available space efficiently, it's surprising just how much extra storage you can create. Sheraton units are available with all kinds of ingenious storage solutions such as the designer 'LeMans' corner unit, pull-out ladders and internal drawers.

You'll find the full range of functional accessories, including lighting and shelving, from page 134.



STEP 5 WORK OUT YOUR WORKTOPS

Choosing a worktop is an important part of the design process and can change the whole look and feel of your kitchen. So it has to be right.

That's why Sheraton offer a huge range of durable laminate worktops from Duropal, one of the UK's leading suppliers. They're available in a wide choice of colours and styles, and in 40mm and 22mm thicknesses.

There's also a unique range of curved worktops, designed specifically to suit the collection of curved base units.



MORE REASONS TO CHOOSE SHERATON

THE SHERATON 10-YEAR GUARANTEE

All Sheraton Kitchens come with a 10-year guarantee to give you complete peace of mind when purchasing. It guarantees that for a period of 10 years from the date of purchase, your kitchen cabinets and fascias manufactured by Omega PLC are free from defects in material and workmanship.

Please ask your Sheraton retailer for more details.

THE SHERATON DEPOSIT GUARANTEE SCHEME

Sheraton Kitchens' Deposit Guarantee Scheme offers you peace of mind and certainty when you purchase a Sheraton Kitchen from any of our approved Sheraton Kitchens Retailers.

Should the retailer cease to trade before we've delivered your kitchen, we guarantee to supply your Sheraton Kitchen furniture at the current manufacturer's recommended retail price, less the deposit paid, provided that the amount of deposit paid to the retailer does not exceed 50% of the manufacturer's recommended retail price.

ONLINE INSPIRATION

If you're looking for even more inspiration, look no further than the Sheraton website at sheratonkitchens.co.uk. Here you'll find a great range of features to help you find and plan out the perfect kitchen for you.

As well as being able to browse our catalogues and an image gallery for every individual kitchen and accessory, our blog and inspiration pages are full of helpful, expert advice to help you make decisions that will work for your space.

You'll find an easy-to-use kitchen visualiser too, which allows you to try different combinations of painted kitchens along with a selection of handles, worktops, flooring and wall colours.

DESIGNED FOR YOU AND YOUR WORLD

Here at Sheraton, it's not just the kitchen environment we care about. We're also committed to making our planet a cleaner, more beautiful place too. So naturally, sustainability is something that's very important to us. From the wood we use and energy we consume, to our transport and logistics, we take great care to ensure we're being environmentally responsible at all times.

We also like to make products that last. We believe that this is just as important for protecting the world's limited resources. To that end, Sheraton Kitchens have been awarded FSC® Chain of Custody Certification, giving you the peace of mind that the materials used to make your kitchen have been sourced from responsibly managed forests.



We hope you enjoy this Sheraton brochure. When you've finished with it please pass it on to a friend or recycle it. Thank you.



BELLATO GREY	56
BROAD STYLE IVORY	98
CHAMFERED SHAKER PAINTED IVORY	84
CHARACTER PAINTED IVORY & LIGHT GREY	110
CRYSTAL	
Crystal Gloss Colour Options	
Crystal Gloss Limestone	44
CUBE	
Cube Colour Options	54
Cube Limestone & Woodgrain Bardolino Oak	52
EDWARDIAN PAINTED LIGHT GREY	116
ELEGANT PAINTED LIGHT GREY	86
EMBOSSED	
Embossed Colour Options	50
Embossed Ivory & Truffle	48
FLUTE IVORY	112
GLOSS STONE SHAKER	96
IN-LINE	
In-Line Gloss Anthracite	27
In-Line Gloss Cashmere	18
In-Line Gloss Grey	20
In-Line Gloss Ivory	26
In-Line Gloss Light Grey	24
In-Line Gloss Limestone	22
In-Line Gloss White	28
In-Line Painted Ivory & Sage Grey	28
In-Line Shaker Gloss White	74
Ivory Shaker	82
LISSA OAK	
Lissa Oak Shaker	93
Lissa Oak Wood Shaker	88
MANOR HOUSE PAINTED SHAKER SANDSTONE & ANTHRACITE	104
MATTONELLA	
Mattonella Gloss Cashmere	36
Mattonella Gloss Grey	43
Mattonella Gloss Ivory	34
Mattonella Gloss Light Grey	40
Mattonella Gloss Stone	42
Mattonella Gloss White	38
MINSTER	106
NOUVEAU	
Nouveau Cashmere	92
Nouveau Ivory	92
Nouveau White & Light Grey	90
OBLIQUE GLOSS WHITE	14
PAINTED WOOD SHAKER IVORY & HICKORY	76
PAINTED IN-FRAME LIGHT BLUE & WHITE	118
REGENT IVORY	114
SAND OAK	
Sand Oak Shaker	94
Sand Oak Timber Shaker	78
SATIN WHITE	70
SAVOY PAINTED LIMESTONE & ANTHRACITE	32
SETOSA PAINTED IVORY & GREEN	80
SHAKER PAINTED SAGE GREY & IVORY	32
WOOD FRAMED IVORY PAINTED	108
WOODGRAIN	
Woodgrain Bardolino Oak	67
Woodgrain Brown Grey Avola	64
Woodgrain Driftwood	63
Woodgrain Gladstone Oak & Cube Light Grey	65
Woodgrain Grey Nebraska Oak & Setosa Painted Anthracite	62
Woodgrain Hemlock Nordique & Setosa Painted Steel Blue	61
Woodgrain Lissa Oak	66
Woodgrain New England Oak & Crystal Gloss Cashmere	67
Woodgrain Sand Oak	60
Woodgrain White Avola	64
Woodgrain White Oak	58
OPTIONS & ACCESSORIES	
A Place for Everything	146
Cabinet Specification	140
Colour Palette	126
Door Collection	122
Enhancing the Design	136
GRASS Drawer Systems	142
Handle-less Kitchens	132
Handle Options	130
Index & FAQs	158
Let There Be Light	148
More Reasons to Choose Sheraton	156
Sinks & Taps	150
Storage Solutions	144
The Right Way to Buy a Kitchen	154
Visualise your Sheraton Kitchen	129
Worktops	152

FREQUENTLY ASKED QUESTIONS

We understand you'll have potential questions which is why we've covered the ones that are asked most. However, if you have a question that isn't covered here, please contact your approved Sheraton retailer who will be able to answer your queries.

The kitchen is undoubtedly the most popular and widely used room in the house, and the various functions the kitchen of today is asked to perform, requires accurate planning and good design.

A good starting point is to look at the various ways in which your kitchen is used, how often and who uses the kitchen. This will then provide you with a list of basic design requirements for your kitchen that need to be met.

Where can I see displays of Sheraton Kitchens?

Your local Sheraton retailer will have a selection of displays and a full set of doors for you to view. We strongly recommend that you always view a display or sample door before purchasing your Sheraton Kitchen.

What's the difference between a true rigid cabinet and a flat-pack assembled cabinet?

Sheraton Kitchen units are true rigid units, assembled in our factory by skilled craftsman using the latest technology. True rigid units are assembled using glue and dowel, rather than cam and dowel construction, ensuring there are no visible fixings or redundant drill holes. Sheraton units are also supplied with doors, drawers and accessories pre-fitted and we even drill for doors and drawers for handle suite selection*.

* applies to the majority of handles.

Can I buy direct from Sheraton?

Omega PLC are the manufacturers of Sheraton Kitchens and only sell via specialist retailers who will use their extensive knowledge and expert design skills to produce the kitchen of your dreams.

Kitchen characteristics

Wood is a natural material with an endless variety of textures and grains. Variations evident on installation should diminish over a period of time to create a pleasant uniformity. As our policy is one of continuous improvement, we reserve the right to amend designs and specifications without prior notice. Where real wood veneers are used on external surfaces, we're unable to guarantee an exact match due to natural variations in colour and grain. The colours in this brochure are as accurate as the printing process will allow, and we recommend that you view a display or sample door at one of our approved retailers prior to purchase. Errors and omissions excepted.

What happens if I pay a deposit to a retailer for a Sheraton Kitchen who then ceases trading before my kitchen is delivered?

In the unlikely event of this happening, we run a Deposit Guarantee Scheme. This ensures that we'll still supply your Sheraton Kitchen furniture at the current manufacturer's recommended retail price list, less the deposit paid on furniture, provided that the amount paid to the dealer does not exceed 50% of the manufacturer's recommended retail price.

Do your kitchens carry a guarantee?

Yes, all Sheraton Kitchens are supplied with a 10 YEAR GUARANTEE, providing you with complete peace of mind when purchasing your kitchen. Sheraton guarantees that for a period of ten years from the date of purchase that the kitchen cabinets and fascias ("the products") manufactured by Omega PLC are free from defects in material and workmanship. Sheraton Kitchens will supply replacement products for items that do not comply with this guarantee free of charge or, at our discretion, repair such products free of charge subject to our terms and conditions.

How long will it take for me to receive my Sheraton Kitchen?

Once the retailer has placed the order with us, your Sheraton Kitchen will be delivered within 2-3 weeks. However, Painted kitchens are available within 3-4 weeks from placing the order.

Do you charge for delivery?

No. We provide FREE ** delivery, direct to your home and our two-man delivery teams will ensure your new kitchen is delivered with care and professionalism.

** minimum order value applies.





SHERATON®

GREAT BRITISH CRAFTSMANSHIP

PART OF



OMEGA PLC

THE VERY BRITISH COLLECTION



For further information, please contact:

The Customer Service Department, Sheraton Kitchens, Omega Boulevard, Capitol Park, Thorne, Doncaster DN8 5TX

Tel: 01405 743322 | Fax: 01405 743330 | sheratonkitchens.co.uk | [@sheraton.kitchens](https://twitter.com/sheraton.kitchens)