



G·E·M·I·N·I®  
ceramic wall & floor tile collection

*Let us inspire you...*

30  
YEARS

OF TILE INSPIRATION

1989 - 2019

# G·E·M·I·N·I<sup>®</sup>

ceramic wall & floor tile collection

*Let us inspire you...*

The GEMINI ceramic wall and floor tile collection offers an extensive range which has been individually handpicked and designed to appeal to every style imaginable. Taking inspiration from both traditional styles and the very latest trends captivating the interiors world, GEMINI's vast collection explores beautiful natural stone tiles alongside textured décors, elegant mosaics and both classic and contemporary styles.

With 1000's of designs to choose from, the perfect tile can be chosen to meet both practical and aesthetic considerations in your home. Exclusive collections within the GEMINI range look to stay ahead of the trends and introduce unique and innovative finishes that will transform your interior with ease.

*The key to*



G·E·M·I·N·I<sup>®</sup>  
ceramic wall & floor tile collection

To make it as easy as possible for you to choose the right tiles, we have created a simple key so you can easily see which rooms each tile is suitable for; if they are wall or floor tiles, how hard-wearing they are, and what material they are made from.

## Material

- |                             |                    |                             |               |
|-----------------------------|--------------------|-----------------------------|---------------|
| <input type="checkbox"/> GC | Glazed Ceramic     | <input type="checkbox"/> R  | Rectified     |
| <input type="checkbox"/> P  | Porcelain          | <input type="checkbox"/> G  | Glass         |
| <input type="checkbox"/> GP | Glazed Porcelain   | <input type="checkbox"/> NS | Natural Stone |
| <input type="checkbox"/> PP | Polished Porcelain |                             |               |

## Application

- |  |  |
|--|--|
| <input type="checkbox"/> Wall & Floor Tile | <input type="checkbox"/> Wall Décor & Feature Tile |
| <input type="checkbox"/> Wall Tile         | <input type="checkbox"/> Underfloor Heating        |
| <input type="checkbox"/> Floor Tile        |  |

## Usage

- |                                      |   |
|--------------------------------------|---|
| <input type="checkbox"/> Bathroom    | <input type="checkbox"/> Ensuite              |
| <input type="checkbox"/> Kitchen     | <input type="checkbox"/> Wetroom Floor        |
| <input type="checkbox"/> Living Room | <input type="checkbox"/> Conservatory         |
| <input type="checkbox"/> Living Area | <input type="checkbox"/> Wood Burner Surround |
| <input type="checkbox"/> Hallway     | <input type="checkbox"/> Outdoor              |

## Floor Grade

- |                            |                          |
|----------------------------|--------------------------|
| <input type="checkbox"/> 2 | Light Traffic Only       |
| <input type="checkbox"/> 3 | Light / Moderate Traffic |
| <input type="checkbox"/> 4 | Moderate / Heavy Traffic |
| <input type="checkbox"/> 5 | Heavy Traffic            |

Front cover: *Buxy* (pages 64-65)

Please note that these are suggestions only. Usage and application may differ with each project. Please always check prior to fixing. For more guidance please see our GEMINI Guidelines on pages 174-175.

Pictured: *Nature* (pages 22-23)

GEMINI is a registered trademark of Saint-Gobain Building Distribution Limited.



*Inspirational Ideas*

## The Natural Style

Add a warm and harmonious finish to the surfaces of your home with our impressive selection of wood-effect and stone-effect tiles. With each design effortlessly crafted with the durability and functionality of glazed ceramic and porcelain alongside the textured appeal of natural materials, you can transform all areas of your home with an undeniably stylish look. Beautifully finished with distinctive knots and natural markings, each tile delivers an authentic aesthetic that will stand the test of time within all style spaces.

*Look for...*



*Aspenwood* (1) available in 10 colours **Pages 80-83**



*Kingston* (2) available in 2 colours **Pages 10-13**



*Realstone Rain* (3) available in 3 colours **Pages 34-37**



*Wood* (4) available in 4 colours **Pages 78-79**




1



2



3



4



*Inspirational Ideas*

# Dimensional Décor

Inspired by the latest trends exploring a creative approach to tiling, our collection of décor tiles takes influence from both geometric and organic shapes. These three-dimensional tiles provide tactile textures perfect for creating sophisticated feature walls or adding areas of interest to your room.

The tiles in our collection pair subtle textures and colours with surface depth to create gentle yet distinctive patterns. When light is cast over the tiles their surface pattern is amplified by highlights and shadows to dramatic effect.


*Look for...*



*Rock* (1, 5) available in 2 colours **Pages 20-21**



*Inwood* (2) available in 2 colours **Pages 74-75**



*Cliveden* (3) available in 3 colours **Pages 18-19**



*Buxy* (4) available in 3 colours **Pages 64-65**





*Inspirational Ideas*

## Contemporary Chic

Giving your home a contemporary transformation is easy with our varied collection of industrial-inspired and distinctively textured tiles.


As trends within interiors have expanded to explore a range of architectural surfaces over the past couple of years, the textural charm of raw cement or plaster finishes have become synonymous with the desirable, urban aesthetic.

Alternatively, take a fresh look at a traditional style to create a modern interior with longevity. Style subway or crackle-effect tiles in a herringbone or vertical layout to create a contemporary look with a touch of vintage texture.

*Look for...*




*Bridge (1)* available in 4 colours **Pages 30-31**



*Poitiers (2)* available in 8 colours **Pages 54-55**



*Crackle (3)* available in 6 colours **Pages 48-49**



*Cement Tech Mini (4)* available in 3 colours **Pages 70-71**



1



2



3



4



*Inspirational Ideas*

## Perfect Patterns

Pattern can be incorporated into all manner of interior schemes from traditional country to modern rustic. If you're looking to create an eye-catching splashback or a feature floor, look no further than our selection of patterned tiles. Opt for muted monochrome palettes to contrast dark cabinetry and walls or pair pattern with creative colour combinations for a bold impactful space.

Complement pattern with the unique textures of natural wood, stone and crackle-effect ceramics to introduce warmth and a more tactile approach to surfaces.

*Look for...*



*Havana* (1, 5) available in 4 colours **Pages 56-57**




*Arles* (2) available in 3 colours **Pages 46-47**



*Frame* (3) available in 2 colours **Pages 62-63**



*Cuban* (4) available in 6 colours **Pages 58-59**






# Kingston

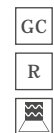
Deliver a luxurious finish to your home with the chic, elegant appeal of these marble-inspired tiles.



600x300x10.3mm




White Brillo | B0041856



Concept White Brillo | B0041858

600x600x9.6mm



White Matt | B0041860



# Kingston

Graphite gloss looks amazing when complemented with brass, gold or copper fixtures and fittings.



600x300x10.3mm




Graphite Brillo | B0041857



Concept Graphite Brillo | B0041859

600x600x9.6mm



Graphite Matt | B0041861







# Knole

Subtle textures and split-face inspired décors evoke a Scandi style in a neutral colour palette.



600x300x10.3mm




Cream | B0041825



Concept Cream | B0041827

500x500x9mm



Cream | B0041829



Pair with *Wood* on pages 78-79 to create the look.

# Knole

Muted shades and finely textured decors will complement an interior with organic influences.



600x300x10.3mm




White | B0041824



Concept White | B0041826

500x500x9mm



White | B0041828






# Cliveden

The look of natural stone paired with delicate hexagonal décors creates a modern style with a touch of tradition.




500x250x9.2mm




White | B0041836



Grey | B0041837



Cream | B0041838



Concept White | B0041839



Concept Grey | B0041840



Concept Cream | B0041841

500x500x9mm



White | B0041842



Grey | B0041843



Cream | B0041844

# Rock

Organic forms and geometric shapes  
create stunning sophisticated features.



690x240x10.7mm



Grey | B0039679



Beige | B0039678



Concept Grey | B0039681



Concept Beige | B0039680



Art Grey | B0039683



Art Beige | B0039682

600x600x9.6mm



Grey | B0039685



Beige | B0039684





Pair with *Wood* on pages 78-79 to create the look.



# Nature

Create a calming environment with neutral tones and concept décor tiles.



690x240x9.5mm



Grey | B0027739



Bone | B0027738




Concept Grey | B0027741



Concept Bone | B0027740

52.5x52.5mm (Sheet size 330x330x9.5mm)



Grey Mosaic | B0027743



Bone Mosaic | B0027742



All mosaics can be cut and used as borders.

500x500x8mm



Grey | B0027737



Bone | B0027736

# Barrington

Craft a luxurious atmosphere in deep tones with the stunning look of Concept and Art decors.



500x250x9.2mm

GC



White | B0041845

GC



Concept Graphite | B0041848

500x500x9mm

GP



R9



Graphite | B0041854





# Barrington

*Striking and bold or soft and subtle, the Barrington collection offers shades and décors to suit either style.*



500x250x9.2mm




White | B0041845



Cream | B0041846



Concept White | B0041847



Concept Cream | B0041849



Art White | B0041850



Art Cream | B0041852

500x500x9mm



White | B0041853



Cream | B0041855





# Polesden

Add dimension to your walls with crisp décors and finely detailed tiles evocative of natural stone.




500x250x9.2mm




White | B0041830



Cream | B0041831



Concept White | B0041832



Concept Cream | B0041833



Art White | B0041834



Art Cream | B0041835

500x500x9mm



Knole White | B0041828



Knole Cream | B0041829






# Bridge

*This contemporary tile range exudes rustic charm with a luxurious textured décor tile.*



690x240x10.7mm



White | B0038015



Beige | B0038016



Relief White | B0038013



Relief Beige | B0038014



Relief Graphite | B0038017



Relief Copper | B0038018

600x600x9.6mm



White | B0038019



Beige | B0038020



Graphite | B0038021



*Distressed  
dimensional décor*



# Classic

Achieve sheer elegance and sophistication with this marble-look tile range.



690x240x10.7mm



White | B0038027



Concept White | B0038028

600x600x9.6mm



White | B0038029






# Realstone Rain


Simple yet elegant. Bring the timeless appeal of stone into your home with this elegant, neutral palette.



600x300x10mm



Almond | B0040607



Greige | B0040368



Taupe | B0040710

600x600x10mm



Almond | B0040711



Greige | B0040609



Taupe | B0040712

# Realstone Rain

*This collection promises a subtle style statement with large format tiles that create a seamless finish.*



750x750x10mm




Almond | B0039937



Greige | B0039938



Taupe | B0039939





# Loft

*A neutral colour palette inspired by natural stone paired with large format tiles creates a flowing look.*



750x750mm



Blanco | B0043118



Grigio | B0043119



Anthracite | B0043117



Beige | B0043120



# Kursaal

With a honed finish and elegant design,  
Kursaal captures the essence of spa tranquillity.



600x300x10mm




Neutral Soft Grip | B0037971



Slate Soft Grip | B0037972



Raven Soft Grip | B0037973



Pure Soft Grip | B0037974



Ashen Soft Grip | B0037975

**i** "Soft grip" has an abrasion process similar to polishing, but without quite attaining a shine. This process gives Kursaal a new soft grip matt finish while leaving its technical properties intact.

# Kursaal

Inspired by weathered basalt, the innovative 'soft grip' surface is ideal for wetrooms.



600x600x10mm



Neutral Soft Grip | B0037963



Slate Soft Grip | B0037964



Raven Soft Grip | B0037965




Pure Soft Grip | B0037966



Ashen Soft Grip | B0037967

**i** "Soft grip" has an abrasion process similar to polishing, but without quite attaining a shine. This process gives Kursaal a new soft grip matt finish while leaving its technical properties intact.



Pair with *Mosaics*  
on pages 162-163 to create the look.





# Linear

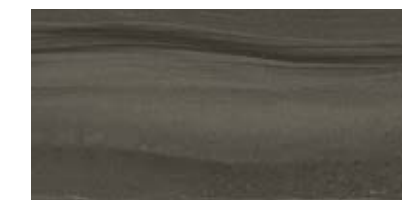
*Fluent and inspiring, this calming tile range is fantastic for all living spaces.*



600x300x8.5mm



Grey | B0038034




Anthracite | B0038035

50x50mm  
(Sheet size 300x300x9.5mm)



Grey Mosaic | B0038037



Anthracite Mosaic | B0038038



*All mosaics can be cut and used as borders.*






# Arles


Finely patterned yet bursting with character, this collection will bring your room to life.



300x100x7.5mm



Random mix of 12 per box (4 tiles shown)




Snow Décor Mix Gloss | B0041765  
Coordinates with Snow and Sea



Silver Décor Mix Gloss | B0041766



Cream Décor Mix Gloss | B0041767  
Coordinates with Forest





# Crackle

With a delicate crackle-effect finish, these understated tones will add a cool and contemporary finish to your room.



300x75x8.5mm

GC



White | B0041738



Bone | B0041739



Aspen | B0041740




Smokey Blue | B0041741



Ocean Blue | B0041742



Emerald Green | B0041743



Crackle  
effect finish

# Reflections

Experiment with vivid shades or embrace pale pastels with a range that offers unlimited options.



150x150x6.5mm										
	Ivory Satin A0014804	Cream A0014786	Shale A0014789	Shell Satin A0014803	Warm Taupe A0014805	Mocha A0014800	Yellow A0014796	Orange A0014798	Red A0014802	Rose A0014788
	Light Blue A0014782	Sky Blue A0014792	Aqua A0014793	Cobalt Blue A0014797	Royal Blue A0014794	Mint A0014783	Pistachio A0014791	Green A0014806	Antique Green A0014795	Slate Grey A0014801
	White A0014780 A0014808	White Satin A0014781 A0014809	Light Grey A0014785 A0014812	Mid Grey A0014784 A0014810	Graphite A0014790 A0014811	Black A0014799 A0014814	Dove A0014807 A0014815	Beige A0014787 A0014813		
	150x150x6.5mm		200x200x6.5mm							






# Reflections


Opt for a tonal approach and coordinate your tiles with the furniture and accessories in your room.



400x150x10mm



White | A0014816



White Satin | A0014817



Light Grey | A0014821




Mid Grey | A0014818




Graphite | A0014823



Black | A0014820



Dove | A0014822



Beige | A0014819



Pistachio | A0014825



Royal Blue | A0014824





# Poitiers


From simple brick patterns to trendy herringbone compositions, Poitiers is a stylish option for any room.



300x75x9mm



White | B0041770



Pearl | B0041774



Latte | B0041771



Mint | B0041777



White  
B0041778



Moonlight  
B0041780



Pearl  
B0041779



Moonlight | B0041775



Taupe | B0041772



Rose | B0041776



Azure | B0041773

150x75x9mm



Pair with *Havana* on pages 56-57 to create the look.

# Havana

Combine tradition with the latest interior trends to create a refined style statement in subtle tonal colours.



223x223x10mm (4 tiles shown)



White Garden | B0041551



Silver Ornate | B0041550



White Herald | B0041552



White Flower | B0041553



Bayamo White | B0041554



Bayamo Grey | B0041555

Pair with *Poitiers* on pages 54-55 to create the look.

Love this style?

See Cuban on pages 58-59 for more Encaustic-inspired tiles.






*Love this style?*  
 See Havana on pages 56-57 for  
 more Encaustic-inspired tiles.

# Cuban

*These playful patterns preserve the iconic Encaustic style, whilst updating the design to suit contemporary living.*



223x223x10mm (4 tiles shown)




Silver Star | B0040550



Silver Ornate | B0040551



Silver Sky | B0040552



White Star | B0040547



White Ornate | B0040549



Black Block | B0040553



Bayamo White | B0041554




Bayamo Grey | B0041555

# Victorian Heritage


Create stunning, intricate patterns on the floors of your home with a single tile design that can be repeated with ease.



316x316x9mm (4 tiles pictured)




Kendal Grey | B0039392



Harrogate | B0039419



Blakeney White | B0039393



York Terracotta | B0039394





# Frame

Combine rustic style with contemporary colour for a splash of personality in your living space.



760x250x10.5mm



Milk | B0037031



Sterling | B0037032



Cream | B0037029



Aqua | B0037028



Khaki | B0037030



Milk Décor | B0037027



Cream Décor | B0037026



12 patchwork patterns on each tile




Pair with *Wood* on pages 78-79 to create the look.

# Buxy

Complement hexagon patterns with softly textured tiles to add interest and style to any room.




600x300x10.5mm




Perla | B0041089



Gris | B0041090



Perla Hexagon | B0041091




Gris Hexagon | B0041092




Antracita Hexagon | B0041093

600x600x10mm



Perla | B0041094



Gris | B0041095





# Timeless

This contemporary cement-look tile range is perfect for an elegant yet industrial look.



600x300x10mm



White | B0034011


600x300x10mm



Perla | B0032803



Gris | B0032804



Saw White | B0034012



Saw Perla | B0032805



Saw Gris | B0032806

600x600x10.5mm



Perla | B0032811



Gris | B0032812

# Rust

Add character to your contemporary space with distressed shading and scraped décor tiles.



600x300x8.5mm



White | B0039960



Dark Iron | B0039959



Beige | B0039961



White Scraped Décor | B0039963



Dark Iron Scraped Décor | B0039962



Beige Scraped Décor | B0039964

600x600x10mm



White | B0039966



Dark Iron | B0039965



Beige | B0039967





# Cement Tech Mini

Achieve an urban aesthetic with tiles inspired by the textural charm of raw cement and plaster finishes.



400x250x7.5mm



White | B0039912



Grey | B0039913




Anthracite | B0039914



White Décor | B0039915



Grey Décor | B0039916



Anthracite Décor | B0039917

450x450x9mm



White | B0039918



Grey | B0039919



Anthracite | B0039920




# Tiffany

Create a dramatic tonal feature wall with split face décor tiles inspired by the organic aesthetic of stone.



610x150mm (thickness from 7 to 11mm)



White | B0039956



Grey | B0039957



Dark | B0039958



Pair with *Aspenwood* on pages 80-83 to create the look.

# Inwood

Bring a touch of Scandinavian style to your walls with the look of raw wood.



610x150mm (thickness from 7 to 11mm)



3D Beige | B0039804



3D Black | B0039803



Pair with *Aspenwood* on pages 80-83 to create the look.

# Montecarlo

*A split face structured texture that looks stunning as a feature wall.*



675x455mm (thickness from 8 to 11mm)



White Split Face | B0023949



Beige / Brown Split Face | B0023950



Light Grey Split Face | B0023951



Anthracite Grey Split Face | B0023952







# Wood

Inspired by European Alder wood, this visually textured range celebrates a modern Scandinavian aesthetic.



1000x150x10mm



Greige | B0041557



1000x205x10mm



Greige | B0041563



Brown | B0041561



Brown | B0041565



Beige | B0041560



Beige | B0041564



Dark | B0041562



Dark | B0041566





# Aspenwood

*Taking inspiration from the depth and character of timber,  
Aspenwood captures the natural beauty of wood.*



1200x200x10mm

GP

R



R10



Mink | B0039934

4

Greige | B0039928

4

Dark Greige | B0039929

3

Gris | B0039930

4

Dark Gris | B0039931

4

# Aspenwood

*Designed to transform both walls and floors, Aspenwood can be used to zone the space or create a cosy urban setting.*



1200x200x10mm

GP

R



R10



Beige | B0039927

4



Cherry | B0039935

4



Wenge | B0039932

2



Dark Wenge | B0039933

2



Anthracite | B0039936

3



# Treverkever

*With warm tones and realistic textures, these tiles embody the aesthetic characteristics of natural wood.*



1200x200x10.5mm

GP



5

R10



Wood Effect Natural | B0026940



Wood Effect Sand | B0026941



Wood Effect Ash | B0026939



Wood Effect Musk | B0026942









# Jungle



Transform your home into a luxury retreat with this stylish wood-effect tile range.



610x150x9mm

- 


Alaska Backcountry | B0022698
- 


Ecuador Cloud | B0022700
- 


Congo | B0022697

# Metro Brick


Ideal for creating a metro-inspired look, this range is the ultimate in contemporary classic style.




200x100x8mm



White Matt  
A0017853



White Gloss  
A0017852



White Gloss Bevel  
A0017845



Dark Grey Gloss  
A0017850



Dark Grey Gloss Bevel  
A0017848



Black Gloss  
A0017851



Black Gloss Bevel  
A0017846



Beige Gloss  
A0017849



Beige Gloss Bevel  
A0017847



# Jura

This multi-format range is the perfect balance between a charming country aesthetic and a modern timeless appeal.



456x456x8mm

152x152x8mm

GP



R10



152x302x8mm

302x456x8mm

Grey Matt | B0041769



Beige Matt | B0041768

**i** Supplied in boxes of 8 tiles.  
2 of each size per box.



See page 164 for  
multi-format tile layout options.



# Handcrafted

*Tactile textures and subtle patterns transform the simplest of spaces into a modern scheme that celebrates rustic style.*



600x300x9mm



Grey | B0039852



Beige | B0039853



Grey 3D Décor | B0039854



Beige 3D Décor | B0039855

450x450x7.5mm



Grey | B0039856



Beige | B0039857

# Marbles

The characteristic texture and elegance of marble with linear waves weaving across the surface.



400x250x7.5mm



Versus Cream Gloss  
B0039866



Versus Warm Grey Gloss  
B0039867



Celebration Cream Gloss  
B0039868



Versus Cream Décor Gloss  
B0039869




Versus Warm Grey Décor Gloss  
B0039870



Celebration Cream Décor Gloss  
B0039871


450x450x9mm



Versus Cream Matt  
B0039872



Versus Warm Grey Matt  
B0039873



Celebration Cream Matt  
B0039874







# Quarz

Relax in tranquil tones and swirling textures with this stone inspired range.



400x250x7.5mm



Light Grey | B0039896



Grey | B0039897




Sand | B0039895



Mink | B0039898



Light Grey Wave Décor | B0039900



Grey Wave Décor | B0039901



Sand Wave Décor | B0039899



Mink Wave Décor | B0039902

450x450x9mm



Light Grey | B0039904



Grey | B0039905



Sand | B0039903



Mink | B0039906

# Stix

Craft a delicate or bold modern look with these contrasting shades and refined textures.



600x300x9mm




White | B0039921



Black | B0039922



White Line Décor | B0039923



Black Line Décor | B0039924

450x450x9mm



White | B0039925



Black | B0039926



**i** Floor tiles with a PEI 2 rating are suitable for bathroom and en-suite floors.






# Streamline

Pair these textured wave décors with coordinating plain tiles for a timeless look.




400x250x6mm



Matt White | B0024870



Natural White | B0032816




Gloss White | B0024872



Wave Matt White | B0024875



Wave Natural White | B0032817



Bumpy Gloss White | B0024873

Pair with *Aspenwood* on pages 80-83 to create the look.

# British Stone

The unique look and texture of natural stone with all the benefits a tile has to offer.



600x300x9mm



Grey Matt | B0032923



Antrasit Matt | B0032922



Beige Matt | B0032921



Grey Wave Matt | B0032926



Antrasit Wave Matt | B0032925



Beige Wave Matt | B0032924

600x600x9mm



Grey Matt | B0032919



Antrasit Matt | B0032920



Beige Matt | B0032918

**i** Shade variations on each tile.





All mosaics can be cut and used as borders.

# British Stone


Large format tiles create a seamless look, while the grout lines of mosaics are ideal for extra grip on wetroom floors.




50x50mm mosaic (Sheet 300x300x10mm)



Grey Mosaic Matt | B0034000



Antrasit Mosaic Matt | B0034001



Beige Mosaic Matt | B0033999

600x1200x11mm



Grey Matt | B0032966



Antrasit Matt | B0032967



Beige Matt | B0032965

**i** Shade variations on each tile.

# Marmorì

The look of natural marble in rich contrasting shades;  
perfect for creating a classic or modern interior.



600x600x10mm



Calacatta White Matt | B0042448



Royal Cream Matt | B0042447



Pulpis Bronze Matt | B0042446



St. Laurent Black Matt | B0042445

1200x600x10mm



Available in all colours:  
Calacatta White Semi Polished | B0042129  
Royal Cream Semi Polished | B0042130  
Pulpis Bronze Semi Polished | B0042131  
St. Laurent Black Semi Polished | B0042128

**i** We recommend sealing polished tiles for extra protection.



# Pietra Pienza

Create seamless continuity in your room with this large format stone effect range.



600x300x9mm


GP  
R  
R9  
fff



Light Grey Matt | B0024275

300x15mm  
(Sheet size 300x300x9mm)


GP  
R  
fff



Light Grey Matt Mosaic | B0024283

30x30mm  
(Sheet size 300x300x9mm)


GP  
R  
fff




Light Grey Matt Mosaic | B0024287



Dark Grey Matt | B0024276




Dark Grey Matt Mosaic | B0024284




Dark Grey Matt Mosaic | B0024288



Antrasite Matt | B0024277



Antrasite Matt Mosaic | B0024285



Antrasite Matt Mosaic | B0024289




Beige Matt | B0024274



Beige Matt Mosaic | B0024282



Beige Matt Mosaic | B0024286

 All mosaics can be cut and used as borders.








# Rainforest

Natural shade and texture variations give this range an opulent natural stone look.



600x300x9mm



White Matt | B0024227



Antrasite Matt | B0024228

600x300x9mm



White Matt Cut Mosaic Décor | B0024229



Antrasite Matt Cut Mosaic Décor | B0024230

600x600x9mm



White Matt | B0024225



Antrasite Matt | B0024226





# Stone by Stone

*This appealing natural stone look tile collection will add a touch of luxury to your home.*



600x200x9mm



Beige | B0032818



Brown | B0032819



Beige Scored | B0032820



Brown Scored | B0032821

450x450x9mm



Beige | B0032822



Brown | B0032823

# Eagle

With natural pattern running through the tile, the high polished surface offers a sought after seamless finish.



600x300x9mm




Light Grey | B0004626



Dark Grey | B0004625



Cream | B0004624



Ivory | B0005091

**i** We recommend sealing polished tiles for extra protection.

600x600x9mm



Available in all colours:  
 Light Grey | B0015071  
 Dark Grey | B0015070  
 Cream | B0015069  
 Ivory | B0015072





# Sintesis

Create an understated feature wall  
with subtle waves and calming shades.




600x300x9.5mm



Marfil | B0036120



Perla | B0036119




Marfil Mountain | B0036122



Perla Mountain | B0036121

600x600x10mm



Marfil | B0036124




Perla | B0036123

# Earth


Made with recycled content, these tiles come with the eco seal of approval.



600x300x8.5mm



Grey | B0022587




Black | B0022589

600x600x8.5mm



Grey | B0022584



Black | B0022586










# Traffic

A versatile collection of subtle shades; perfect for creating a seamless look throughout your home.




 Structured tiles are also suitable for wetroom floors.


300x300mm

						
						
						
						
	White Structured B0038754	Light Grey Structured B0038752	Dark Grey Structured B0038753	Anthracite Structured B0038756	Cream Structured B0038751	Mocha Structured B0038755

Polished: 600x300x9.5mm  
Matt/Structured: 600x300x10mm

			
			
			
	White Polished   B0038718 White Matt (R10)   B0038724 White Structured (R12C)   B0038730	Light Grey Polished   B0038716 Light Grey Matt (R10)   B0038722 Light Grey Structured (R12C)   B0038728	Dark Grey Polished   B0038717 Dark Grey Matt (R10)   B0038723 Dark Grey Structured (R12C)   B0038729
			
	Anthracite Polished   B0038720 Anthracite Matt (R10)   B0038726 Anthracite Structured (R12C)   B0038732	Cream Polished   B0038715 Cream Matt (R10)   B0038721 Cream Structured (R12C)   B0038727	Mocha Polished   B0038719 Mocha Matt (R10)   B0038725 Mocha Structured (R12C)   B0038731

 We recommend sealing polished tiles for extra protection.

 Shade variations on each tile.

# Traffic

Easy to maintain, Traffic adds a touch of luxury and creates the illusion of space in any room.



Polished: 600x600x9.5mm  
Matt: 600x600x10mm




White Polished | B0038742  
White Matt (R10) | B0038736



Light Grey Polished | B0038740  
Light Grey Matt (R10) | B0038734



Dark Grey Polished | B0038741  
Dark Grey Matt (R10) | B0038735



Anthracite Polished | B0038744  
Anthracite Matt (R10) | B0038738



Cream Polished | B0038739  
Cream Matt (R10) | B0038733



Mocha Polished | B0038743  
Mocha Matt (R10) | B0038737

**i** We recommend sealing polished tiles for extra protection.

**i** Shade variations on each tile.




# Textone


These finely textured tiles imitate the look and weave of fabric, creating a modern style statement.



400x250x7.5mm




Light Grey | B0039860



Grey | B0039861



Cream | B0039858




Beige | B0039859

450x450x9mm



Light Grey | B0039864



Grey | B0039865



Cream | B0039862



Beige | B0039863







# Bloom

A decorative and contemporary tile range,  
perfect for creating an eye catching interior.



500x200x9mm



White | B0022727




Antracite | B0022726




Antracite Décor | B0022928

450x450x9mm



White | B0022728



Antracite | B0022730





# Cosy

Bring depth and texture to any room with this distressed-look range.



400x250x7.5mm



Grey | B0038709



Basalt | B0038707



Beige | B0038708



Grey Wave | B0038713



Basalt Wave | B0038711



Beige Wave | B0038712

Coordinating *Metro* floor tiles on opposite page.

# Metro

Create a traditional look with a modern twist with these fantastic wall and floor tiles.




300x300x7mm



Grey | B0037923



Anthracite | B0037924



Beige | B0037925



Schlamm | B0037922

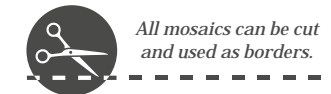
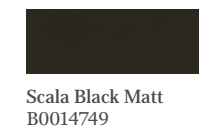

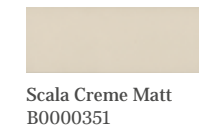
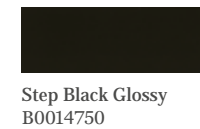

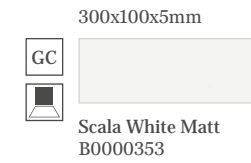
Coordinating *Cosy* wall tiles on opposite page.





# Step & Scala













Create stunning feature walls and borders with the Kesme mosaic tiles.



# White Collection

A simple range of glazed ceramic white wall and décor tiles that will give a crisp and clean look to any project.



<p>150x150x6.5mm</p> <p>GC</p>  <p>White A0014780</p>	<p>150x150x6.5mm</p> <p>GC</p>  <p>White Satin A0014781</p>	<p>200x200x6.5mm</p> <p>GC</p>  <p>White A0014808</p>	<p>200x200x6.5mm</p> <p>GC</p>  <p>White Satin A0014809</p>
<p>400x150x10mm</p> <p>GC</p>  <p>White   A0014816</p>	<p>400x150x10mm</p> <p>GC</p>  <p>White Satin   A0014817</p>	<p>200x100x8mm</p> <p>GC</p>  <p>White Gloss Bevel A0017845</p>	
<p>200x250mm</p> <p>GC</p>  <p>White Bumpy Gloss B0004171</p>	<p>400x250x6mm</p> <p>GC</p>  <p>Wave Matt White   B0024875</p>	<p>450x320x7.4mm</p> <p>GC</p>  <p>White Gloss   B0036071</p>	
<p>600x300x10mm</p> <p>GC</p>  <p>Arctic White Gloss   A0000498</p>	<p>600x300x10mm</p> <p>GC</p>  <p>Alabaster Matt   A0005295</p>		




# Quarry

Hard-fired qualities combined with Mediterranean influences create a vintage look with durability.



150x150x13mm



Quarry Red Flat  
B0015598




Quarry Brown Flat  
B0015879




Quarry Black Flat  
B0034880

150x150x13mm



Quarry Red RE  
B0015599



Quarry Brown RE  
B0015880



Quarry Black RE  
B0034881

150x150x13mm



Quarry Red REX  
B0015600



Quarry Brown REX  
B0015881



Quarry Black REX  
B0034882

150x150mm



Quarry Red Cove  
B0015601



Quarry Brown Cove  
B0015882



Quarry Black Cove  
B0034883

150mm



Quarry Red Cove Internal Angle  
B0015602



Quarry Brown Cove Internal Angle  
B0015883



Quarry Black Cove Internal Angle  
B0034884

150mm




Quarry Red  
Cove External Angle  
B0015603



Quarry Brown  
Cove External Angle  
B0015884


























Quarry Black  
Cove External Angle  
B0034885



# Savooy

An exciting high gloss wall tile range which reflects natural light to create a feeling of space.



200x100x6.5mm	300x100x8mm	300x100x8mm
 		 
Dew Gloss A0012115	Dew Gloss A0012122	Dew Gloss Décor A0012129
		
Steel Gloss A0012116	Steel Gloss A0012123	Steel Gloss Décor A0012130
		
Noir Gloss A0012117	Noir Gloss A0012124	Noir Gloss Décor A0012131
		
Oat Gloss A0012112	Oat Gloss A0012119	Oat Gloss Décor A0012126
		
Grain Gloss A0012113	Grain Gloss A0012120	Grain Gloss Décor A0012127
		
Carraway Gloss A0012114	Carraway Gloss A0012121	Carraway Gloss Décor A0012128
		
Leaf Gloss A0012118	Leaf Gloss A0012125	Leaf Gloss Décor A0012132






# Natural Beauty

Complement with structured décors or mosaics in soft muted tones to create a cohesive stone look.

 Exclusive Johnson Tiles Collection



360x275x8mm



Ivory | A0010900




Steel | A0010903



Marfil | A0010905



Sand | A0010902



Ivory Structured | A0016389



Steel Structured | A0016392



Marfil Structured | A0016393



Sand Structured | A0016391


50x50mm  
(Sheet size 300x300x8mm)




Ivory / Honey / Sand / Steel  
Mix Mosaic | A0011594



Jerusalem / Marfil Mix Mosaic  
A0011595

 Floor tiles with a PEI 2 rating are suitable for bathroom and en-suite floors.

 All mosaics can be cut and used as borders.

# Natural Beauty

Unleash the interior designer in you with a natural stone look in versatile colour variations.

 Exclusive Johnson Tiles Collection




600x300x10mm



Ivory | A0010907




Steel | A0010910



Marfil | A0010912



Sand | A0010909

 Floor tiles with a PEI 2 rating are suitable for bathroom and en-suite floors.







# Accona

These warm tones will create a welcoming environment in your bathroom or kitchen.

 Exclusive Johnson Tiles Collection



360x275x8mm



Light Rock  
A0015608



Light Rock Linear  
A0015609

# Tanami

Embrace traditional with stylish shade variations certain to add a touch of character.

 Exclusive Johnson Tiles Collection



300x200x8mm



Dawn Shadow  
A0015606



Dawn Shadow Linear  
A0015607






# Franklin

Subtle structures and effects inspired by contemporary architecture give this collection an urban aesthetic.

**G Exclusive Johnson Tiles Collection**



600x200x10mm



Light Grey | A0016760



Dark Grey | A0016761



Grey Linear Décor | A0016762

495x495x10mm



Zinc | A0016771



Titanium | A0016772



# Marblestone

*An elegant silk finish adds a luxurious shimmer to this delicately textured range.*

**G** Exclusive Johnson Tiles Collection



600x300x10mm




Marble White | A0016763



Marble White Décor | A0016764

495x495x10mm



Marble White | A0016773





# Palace

*The seams and textures of natural materials are brought to the surface with tonal detail.*

**G Exclusive Johnson Tiles Collection**



600x300x10mm




Calico Stone | A0016765




Cool Slate | A0016766

300x300x10mm




Calico Stone Mosaic | A0016767



Cool Slate Mosaic | A0016768

495x495x10mm



Calico Stone | A0016774



Cool Slate | A0016775



*All mosaics can be cut and used as borders.*



# Province

Distressed detailing emulates aged natural and urban textures with dramatic effect.

 Exclusive Johnson Tiles Collection



600x200x10mm



Ancient Stone | A0016758



Urban Graphite | A0016759

495x495x10mm



Ancient Stone | A0016769



Urban Graphite | A0016770





# Edinburgh

Subtle yet rich in detail, the travertine-effect shines bright thanks to a gloss finish.

**G** Exclusive Johnson Tiles Collection



600x300x10mm



Grey Travertine | A0012540



Cream Travertine | A0012539

**i** Floor tiles with a PEI 2 rating are suitable for bathroom and en-suite floors.

# Worcester

Worcester gives the traditional grey marble tile a modern twist.

**G** Exclusive Johnson Tiles Collection



600x300x10mm




Grey Carrara Gloss | A0012541



Grey Carrara Matt | A0012542

**i** Floor tiles with a PEI 2 rating are suitable for bathroom and en-suite floors.





# York

Embrace decorative marbles and chic shades for a flawless interior look you'll be proud of.

**G Exclusive Johnson Tiles Collection**



600x300x10mm




Fossil Matt | A0012531



Stone Matt | A0012532



Fossil Scored Matt | A0012533



Stone Scored Matt | A0012534

**i** Floor tiles with a PEI 2 rating are suitable for bathroom and en-suite floors.



# Conglomerate

The contemporary and natural appearance of concrete perfectly replicated in a tile.

**G** Exclusive Johnson Tiles Collection



600x300x10mm




Classic Grey | A0014973



Warm Sands | A0014972

495x495x10mm



Classic Grey | A0016777



Warm Sands | A0016776



# Stoneware

A fresh contemporary palette with a silk finish for cutting-edge interiors.

 Exclusive Johnson Tiles Collection



600x300x10mm



Flint Silk | A0014970



Slate Silk | A0014971

495x495x10mm



Flint Matt | A0016778



Slate Matt | A0016779






# Concrete

*Designed with the raw appeal of concrete, the creative possibilities are endless.*

**G Exclusive Johnson Tiles Collection**



400x150x8mm



Whitewash | A0014980



Asphalt Grey | A0014981


**i** *Floor tiles with a PEI 2 rating are suitable for bathroom and en-suite floors.*

# Arkitekt Dotti


*These hard wearing unglazed porcelain floor tiles will stand the test of time.*



300x300x8mm




Light Grey Matt Surface  
B0015183



Dark Grey Matt Surface  
B0015184



Antrasit Matt Surface  
B0015186




Ivory Matt Surface  
B0015182



# Mosaics

23x23mm  
(300x300mm sheet)




Atlas Fusion Glass/Metal  
Mix Mosaic  
B0042265




Atlas Gold Glass/Metal  
Mix Mosaic  
B0042262

15x15mm  
(300x300mm sheet)




Cedar Grey Glass/Stone/  
Metal Mix Mosaic  
B0042280

300x300mm sheet



Saturn Silver Glass/Metal  
Mix Modular Mosaic  
B0042268

48x15mm  
(300x300mm sheet)



Creswell Grey Stone &  
Metal Mix Linear Mosaic  
B0042248



Hutton White Glass/Stone/  
Metal Mix Linear Mosaic  
B0042276

30x15mm  
(300x300mm sheet)



Platinum Lancer 139 Glass/  
Metal Mix Mini Brick Mosaic  
B0042242

30x15mm  
(300x285mm sheet)



Cream Glass/Stone/Metal/  
Pearl Mix Mini Brick Mosaic  
B0042287

48x23mm  
(300x300mm sheet)



Castell Grey Stone & Metal  
Mix Brick Mosaic  
B0042246

300x295mm sheet




Ashby Grey Glass & Metal  
Mix Offset Linear Mosaic  
B0042237

30x15mm  
(290x270mm sheet)



Dusk Grey Herringbone  
Glass & Mirror Mosaic  
B0042257

150x75mm  
(305x300mm sheet)



Lumiere Bevel Mirror  
Brick Mosaic  
B0042260

**i** We recommend sealing Natural Stone products for extra protection.




All mosaics can be cut and used as borders.

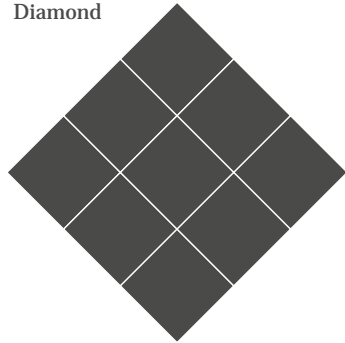


# Tile Layouts


Linear




Diamond




Basketweave




Small-Format Brickbond




Large-Format Brickbond



Offset Brickbond




Herringbone

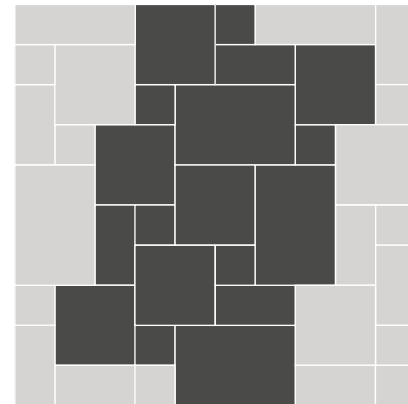


*Ideal for small format tiles such as Crackle and Treverkever.*

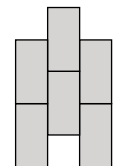
Multi-Format Layout 1



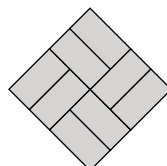
Multi-Format Layout 2



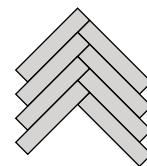
Vertical Brickbond



Diagonal Basketweave



Diagonal Herringbone



Creativity brought to life with great products and tools...



Make your design concept a reality.

Specifying the right tile adhesive is vital to ensure your project looks amazing while offering a quality, long-lasting finish. Although adhesive doesn't add to the immediate aesthetics of a room, it is vital that the correct adhesive is specified at the design stage based on the tile type, use and substrate.

The easy-to-use online **WeberSpec** tool allows architects and specifiers to create up-to-date and technically accurate M40 outline specifications to the British NBS Standard BS 5385, the recognised Code of Practice for tiling.

Get your FREE specification now: [www.weberspec.co.uk](http://www.weberspec.co.uk)

Brown	Black
Dark Sand	Charcoal
Natural	Slate
Beige	Storm Grey
Sandstone	Misty Grey
Limestone	Silver Grey
Jasmine	Grey
Ivory	Platinum
White	Ice Grey

## Introducing weberjoint premium wall & floor tile grout

- PURE CLEAN anti-stain technology
- Rapid setting & water repellent
- Smooth, durable & efflorescence resistant finish
- Flexible for all tile types
- 18 colours with matching silicones
- 200 Weber Rewards points

[www.loveweber.co.uk](http://www.loveweber.co.uk)

[/WeberRewards](https://www.facebook.com/WeberRewards)

[@LoveWeber](https://twitter.com/LoveWeber)

**weber**  
SAINT-GOBAIN



As well as quality products, BAL provides complete backup with our nationwide on-site support team, free technical advice service and range of online tools. No other brand can offer you the benefit of more than six decades of experience and expertise. What's more, all products which bear the BAL name come with a unique, written 25-year guarantee, giving you peace of mind that BAL won't let you down.

As the UK's leading brand of preparation, fixing and finishing products for tiling professionals, you can trust BAL for specialist solutions whatever the tile material, background or function of the tiled environment.


Founded in 1963 by the British Ceramic Tile Council to carry the standard for the British tiling industry, BAL's product range leads the way in innovation and quality for lasting performance and includes;

- High performance levelling compounds to prepare any floor for tiling, quickly and simply.
- Tanking systems to protect tiling in wet environments whether internal or external.
- A range of easy-to-use adhesives from ready-mixed products to rapid-setting adhesives with extended open times.
- Pro-hygiene grouts and sealants in a range of colours to compliment or contrast your choice of tile.

**tiling you  
can trust**

**When you work with BAL  
there's no need to worry.**

With over 50 years' market-leading experience, BAL provides innovative product solutions and a range of free services to ensure you bring your build visions to reality.



**Trusted system solutions**


**YOU + BAL**

[bal-adhesives.com](http://bal-adhesives.com)



# JACKOBOARD®

The construction board system for creative bathroom design.



Easy to work with



Can be covered immediately with tiles, filler or plaster



Waterproof and water repellent



Lightweight approx. 3-6 kg/m<sup>2</sup> dependant on thickness



Optimum insulation properties  
 $\lambda_b=0,034 \text{ W/(m}\cdot\text{K)}$



High compressive strength  
> 300 kPa



Complete with general building code test certificate (abP)



For rooms exposed to high levels of moisture (Wear class A1 and A2)

When planning a new bathroom or modernising old bathrooms, ideas can be implemented easily, quickly and safely with the JACKOBOARD® construction board system. When it comes to walls and floor structures, partition walls, shelves, washstands, floor-level showers, tub solutions or special furniture ideas, JACKOBOARD® offers a durable, strong, waterproof, high product quality solution for every idea.





# The Floor Heating Comfort You Deserve

## MAXIMUM RELIABILITY

Proven Technology & 12-Year Total Care Warranty



CONTROL YOUR HEATING.  
EVERYWHERE. ANYTIME.



**IMPROVED QUICKNET**

### EASY AND FAST INSTALLATION

For use only under tiles and natural floor. Ultra thin 3.5 mm thick heating cable and no need to raise floor levels. The thin, self-adhesive heating mat exists in 2 power outputs: 90 w/m<sup>2</sup> and 160 w/m<sup>2</sup>.

### TOUCHSCREEN THERMOSTAT

Minimalist to fit into any interior, eye-catching when you look at it. Available in different designs: nVent RAYCHEM black or switch gear frames (white, anthracite or metallic). The nVent RAYCHEM SENZ will look stunning in any space.

### SENZ & SENZ WIFI EYE FOR DESIGN



### APP-STEERED



wifi



app



touch



swipe

### WIRELESS COMFORT

The nVent RAYCHEM SENZ range of thermostats enables you to control your electric floor heating system simply and easily through an innovative touchscreen functionality and WIFI capability.

[nVent.com/RAYCHEM](http://nVent.com/RAYCHEM)

# Grout and Silicone

We have a myriad of coloured grouts and silicones to select from. Choose contrasting grout or match to the nearest colour for your chosen tile to achieve your desired look. We even have glitter grout for those seeking a touch of glamour!



## Grout Sealer

Fast Drying High Quality Universeal Grout Sealer, protects against oil and water based stains while still allowing the surface to breathe. It is non-yellowing, long lasting and will not change the appearance of the surface.

### Special Features

- Easy spray-on application
- Can be applied immediately after grouting
- Fast drying, instant protection against stains
- Does not change surface appearance
- Suitable for wall & floor grout
- 20 year protection



*A grout in a similar colour will create a seamless look which keeps the focus on the tiles...*



*... A grout in a contrasting shade will highlight the pattern and layout of the tiles.*



*A dark coloured grout is recommended for floor tiles as it is less likely to discolour.*

# Tile Trims

We offer trims in various materials, colours and shapes which are sure to complement your new tiles. Our PVC and metal trims are quick and easy to install, hard wearing and durable, with corner pieces available to ensure a seamless finish.



Make sure you view our tile trim samples when visiting our showrooms. Our staff will be happy to advise you on the available options.

## Clean & Care

There are many different types of clean and care products for your tiles. Just be sure that you pick the right one for your type of tile.



For Natural Stone you can buy products that clean and maintain the natural colour of your Natural Stone, but also protect the surface of your tiles. A more general tile cleaner will get rid of stubborn dirt, oil & grease.

Ask your stockist for more information.



# Guidelines

GC

## Glazed Ceramic Tiles\*

Currently this is the most common type of tile, they possess specific technical properties and a glaze coating that physically and hygienically protects the tiles. The base is clay based and porous; bucket cement is normally used to fix these tiles. They are used internally on walls and floors. In general the floor tiles are thicker, hence stronger, as they carry weight and more traffic. Cutting is via scoring the ceramic surface and then by snapping using pressure. Tile cutters are readily available. Tiles are available in many different sizes and thicknesses. Designs and colours can be applied during the firing of the tile, making these a very common and adaptable internal tile.

P

## Porcelain Tiles\*

Porcelain tiles are very durable, low porosity tiles suitable for domestic and most commercial applications. They can be fitted to walls and floors however always check to ensure that the wall can bear the weight of these tiles. Always fix porcelain tiles using cement based adhesive; an example is BAL Single Part Flexible. Plaster board and plaster walls must be primed before fixing for example using BAL primer APD. As an extremely hard material cutting can be a problem, for best results cut these tiles with a diamond bladed wet saw. Due to their very low absorbency (Vitrified or fully Vitrified) porcelain tiles do not normally require sealing. Polished tiles however have a slight degree of microporosity as a result of the polishing process. If used in areas subject to a high level of spillage, polished tiles can be sealed to further protect. Matt tiles can also be sealed in high-risk areas, e.g. light coloured tiles on commercial kitchen floors.

GP

## Glazed Porcelain Tiles\*

Porcelain tiles with an opaque to transparent coating that have been fired to the tile biscuit. This type of tile has a vitreous covering on the face of the tile, which is fluid impermeable.

PP

## Polished Porcelain Tiles\*

Shiny surface of un-glazed tiles, achieved by mechanical polishing at the final stage of production. We recommend sealing Polished Porcelain tiles for extra protection.

R

## Rectified Tiles\*

A rectified tile has been mechanically cut to size after the firing process. This process creates a precise edge and, as a result, can be laid with a tighter grout joint than an unrectified tile. Great care must be taken when fixing to ensure tiles are fixed flat and not lipped.

G

## Glass Mosaics\*

Glass Mosaics are suitable for walls in all internal installations and for domestic bathroom floors, where they will only be subject to light foot traffic. In some ranges a slip resistant ‘Grip’ finish is available for wet floors such as walk-in showers. Glass mosaics should always be fixed with white cement based adhesive, eg: BAL Mosaic-Fix. For fixing to plaster and plaster board, the surface should be first primed with BAL primer APD or similar. Glass mosaics are supplied in sheets and when fixing the fabric mesh goes towards the wall, setting them in line to obtain a correct vertical and horizontal meeting of joints. Tap the surface of the mosaics with a rubber float to ensure adequate adhesion and flatness.

Some glass mosaics may be supplied with brown paper sheets with or without a fabric mesh these are fixed in the same way, but with the brown paper facing out. When the adhesive has set, wet the paper thoroughly with a sponge and peel the paper off holding one corner. Please be aware that due to the translucent nature of glass mosaic, final colour and shade of the fixed material can vary especially depending on lighting and location.

NS

## Natural Stone Products\*

General Fixing Guidance. Before purchasing your stone, please check that it is suitable for the application you wish to use it for.

- Surfaces must be clean, dry, sound and free of contamination.
- Wet areas such as showers should be tanked with BAL WPI Shower Kit or Tanking System prior to tiling.
- All stone is porous to some degree and must be sealed with the appropriate Lithofin product prior to grouting. This will protect the stone from being stained by any pigment in the grout and from grout being sucked into the stone by capillary action.
- Use the solid bed fixing method incorporating an appropriate notched trowel and fill any voids in the back of the tile. When fixing to skimmed plaster or gypsum plasterboard, prime prior to tiling with BAL Prime APD.
- Ideally fix natural stone with a rapid setting cement based adhesive. Due to the porosity of certain stones, staining can occur if a normal setting adhesive is used. White adhesive should always be used with pale stones and when using a light coloured grout. Either BAL Rapid Set White or BAL Rapid Set Flexible (if background is prone to movement) are suitable adhesives for most backgrounds on floors and walls. It is recommended that BAL Fast Flex is used for overlaid timber floors to minimise any chance of movement damage.
- Grouting of stone can be done in the same way as any other tile. In the case of Travertine an extra quantity should be allowed for to fill the voids in the stone. Standard cement based or polymer modified grouts, BAL Wide Joint Grout, BAL Superflex, BAL Microflex, or BAL Microcolour can all be used. Check to see which would be the most

appropriate for your application. Ensure that any grout is removed from the surface before sealing by washing the floor / wall with a dilute solution of Lithofin Power Clean.

- Further sealing will be required after grouting as stone can stain. On most occasions this is due to an inadequate amount of sealer being applied during the fixing process and the tiles not being fully sealed. Properly sealed stone is easier to maintain.
- Please note that it is not recommended that you clean most stone with ordinary household detergents as they are acidic and can damage most stone.

## Shade Variation

It is common practise to check batch numbers on wallpaper. Please apply the same care before fixing tiles. Shade variation is an inherent feature of some ceramics and it is therefore imperative that you visually check blends prior to fixing. Care should always be taken to ensure that sufficient tiles are purchased within the same batch to complete the job, as no claims for variations or quality can be entertained after fixing.

## Frost Resistant Tiles

Tiles specifically designed by the manufacturer to withstand freezing/thaw conditions. Hence suitable for exterior applications exposed to the elements, high humidity and very low temperatures.

## Crazing

A fine hairline cracking which sometimes appears on the glaze of the tile. This is usually caused by tensile stress between the tile biscuit and glaze. This may have been intentionally produced for artistic effect.

## Tile Thickness

Tile thicknesses quoted are correct at the time of going to press. However, manufacturers do make changes and if this is particularly important for you, please check before ordering.




## Wood Burner Surrounds\*

Suggested for use on wood burner and multi-fuel stove surrounds, hearths and chimney breasts as a decorative feature only. These tiles should not come into close contact with heat source or naked flames. This is a suggestion only and we advise to check for specific suitability of tiles and associated fixing products prior to installation.

## PEI Ratings (Floor Grade)

The construction and qualities of tiles differ greatly. One classification that influences / affects where to use specific tiles is Abrasion Resistance PEI ratings. Abrasion Resistance Below are four different classifications.

 Light traffic. Residential wall use and bathroom floor applications.

 Light to moderate traffic. Residential wall and floor use.


 Moderate to heavy traffic. Residential wall and floor use with external access.

 Heavy traffic. All residential wall and floor use with external access.


Please note: We would recommend the use of a door mat within a mat well to all external doors.

## R Ratings (Anti-Slip Grade)

The R rating of a floor tile refers to slip resistance and how safe it is to use in environments where the floor is inclined or likely to get wet. R ratings are mainly considered when fixing tiles in a commercial or public space but have been included in this brochure where available for reference. The lowest rating available is R9. The classifications are as follows:

 Slip likely to occur between 3°-10° incline. Suitable for entrance areas, stairs, dining rooms and living spaces.

 Slip likely to occur between 10°-19° incline. Suitable for toilets and wash rooms.

 Slip likely to occur between 19°-27° incline. Suitable for domestic kitchens / small commercial kitchens.


 Slip likely to occur between 27°-35° incline. Suitable for domestic kitchens / large commercial kitchens.

 Slip likely to occur over 35° incline.

\*We strongly recommend the use of a professional tiling contractor.

# Index

Accona	142	Kursaal	40-43	Stoneware	158-159
Arkitect Dotti	161	Linear	44-45	Streamline	98-99
Arles	46-47	Loft	38-39	Tanami	143
Aspenwood	80-83	Marbles	92-93	Textone	124-125
Barrington	24-27	Marblestone	146-147	Tiffany	72-73
Bloom	126-127	Marmorì	104-105	Timeless	66-67
Bridge	30-31	Metro	129	Traffic	120-123
British Stone	100-103	Metro Brick	87	Treverkerver	84-85
Buxy	64-65	Montecarlo	76-77	Victorian Heritage	60-61
Cement Tech Mini	70-71	Mosaics	162-163	White Collection	132-133
Classic	32-33	Natural Beauty	138-141	Wood	78-79
Cliveden	18-19	Nature	22-23	Worcester	153
Concrete	160	Palace	148-149	York	154-155
Conglomerate	156-157	Pietra Pienza	106-109		
Cosy	128	Poitiers	54-55	The Key to GEMINI	1
Crackle	48-49	Polesden	28-29	Inspirational Ideas	2-9
Cuban	58-59	Province	150-151	Tile Layouts	164
Eagle	114-115	Quarry	134-135		
Earth	118-119	Quarz	94-95	Tile Fixing Solutions	165-167
Edinburgh	152	Rainforest	110-111	Wetroom Solutions	168-169
Frame	62-63	Realstone Rain	34-37	Underfloor Heating	170-171
Franklin	144-145	Reflections	50-53		
Handcrafted	90-91	Rock	20-21	Grout and Silicone	172
Havana	56-57	Rust	68-69	Tile Trims	173
Inwood	74-75	Savoy	136-137	Guidelines	174-175
Jungle	86	Sintesis	116-117		
Jura	88-89	Step & Scala	130-131		
Kingston	10-13	Stix	96-97		
Knole	14-17	Stone by Stone	112-113		



*Note the tile ranges below...*

Tile Range	Page No.	Size	Colour	Code

Colour photos and product shots are intended as a guide only, to give an indication of colour and texture. Products will vary in colour, texture and shade. Please always check prior to fixing. In the interest of continuing design, development and product improvements, we reserve the right to alter, amend or delete products without prior notice. All dimensions are in millimetres. Whilst every care has been taken in the production of this brochure, we cannot be held responsible for any errors or omissions. This brochure does not form part of a contract of sale.

