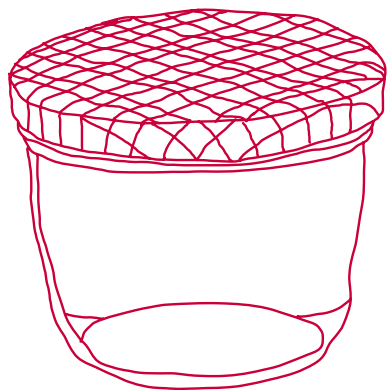


Dealer brochure



Quooker[®]
THE BOILING-WATER TAP

Dealer brochure



Foreword

Since the company was founded, Quooker has been working to create high-quality, innovative and durable products. We are proud of our carefully cultivated brand and are very happy that you as a dealer want to distribute our products. To help you do this, we have developed this special dealer brochure. We hope that the information in this brochure prepares you for every eventuality and enables you to give your customers all the information they need. If you still have any questions after reading this brochure, please do not hesitate to contact us! Your Quooker Account Manager is always happy to be of service.

We wish you lots of luck with your Quooker sales!

With kind regards,
Walter Peteri

Table of contents

Introduction

- 08 Why use a Quooker?
- 09 What makes a Quooker unique?

Revolution

- 12 The history of the company
and its products

Tanks

- 20 Overview of models
- 21 Tank selection table
- 22 How tanks work
- 24 Installation overviews

Taps

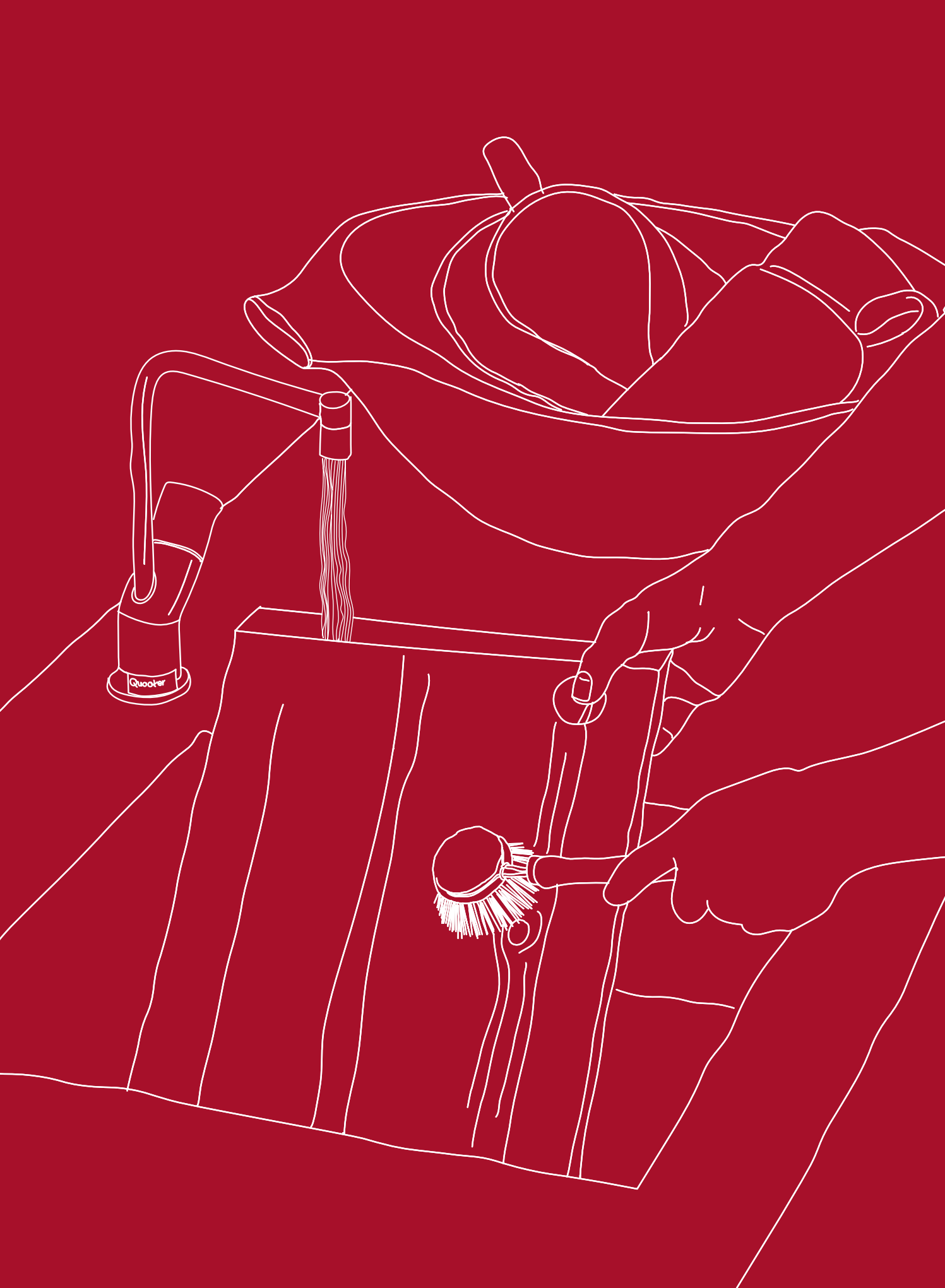
- 38 Overview of models
- 40 Models with specifications

Accessories

- 56 Cold Water Filter
- 58 Scale Control
- 60 Soap dispenser
- 61 Drip tray
- 62 Service accessoires

General

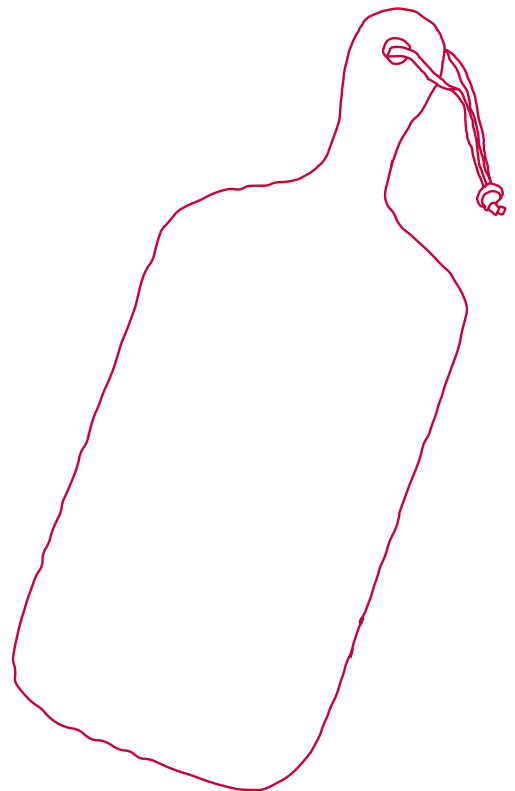
- 66 Answers to the most frequently
asked questions



Introductie

**Why use a
Quooker?**

**What makes a
Quooker unique?**



Why use a Quooker?

With a Quooker in your home, you always have instant access to 100 degree boiling water. And that's really useful. No more filling a pan or a kettle with water and having to wait – just 100°C boiling water from the tap within a second.

It's perfect if you want to make a cup of tea, cook pasta, blanch vegetables, rinse that greasy oven dish or even prepare a baby's bottle.

What started in 1970 as a simple yet revolutionary idea by Henri Peteri, the inventor of the boiling water tap, is now a daily reality for hundreds of thousands of users worldwide. Several times every day, they enjoy the convenience of instant 100°C boiling water direct from the tap and the time it saves. Because honestly, there isn't a day in your life when you haven't something better to do than wait for water to boil!

So, with a range of options available on the market, why choose the original boiling water tap?

Because a real Quooker:

- provides true boiling water (at 100°C)
- gives filtered water
- uses less energy (Energy label A for COMBI)
- is safer to use
- has a much more compact tank which has patented high-vacuum installation
- lasts longer, because the tank can be opened, enabling it to be cleaned from time to time
- can be connected to a hot water pipe
- was invented by us and we are constantly developing new technical innovations for the product.

We could tell you the Quooker is safe to use, that it is versatile and saves time, water and space. We could tell you that the revolutionary patented technology in the tank makes it energy efficient too. But don't take our word for it – read what some of our thousands of Quooker users worldwide say about the daily convenience of having a Quooker.

High-vacuum insulation

The Quooker system consists of a small tank in the kitchen cupboard that is linked to the boiling water tap on the worktop. The tank acts like a vacuum flask connected to the water mains. The air in the insulated wall is so thin that the heat is unable to escape. It therefore takes very little energy (just 10 watts) to keep the water in the tank at 110°C. Although it is stored at 110°C the water does not actual boil as it is held under pressure. The water only starts to boil at 100°C when it hits the atmosphere on exiting the tap. While the water is flowing out of the tap, fresh water immediately flows into the tank. The cold water does not mix with the 110°C water until it reaches the higher temperature. This guarantees every delivery is fresh.

Different tanks

Quooker has developed a range of different tanks: the PRO3 and PRO7 offer instant boiling water and the COMBI offers instant boiling and hot water from a cold feed only. They all have the patented high-vacuum insulation, which keeps the water at the right temperature in the most energy-efficient manner. The standby power consumption is as little as three pence a day.

Only boiling water or hot water too?

If you only need boiling water, then the PRO3 or PRO7 (3 and 7 litres) are sufficient however if you have a boiler that is more than six meters from your tap, the COMBI tank is a good choice for your kitchen. This produces boiling water (100°C), but also hot water (50-60°C), enabling you to save water and energy.

What makes Quooker unique?

- Quooker invented the boiling-water tap and has been in business for more than 30 years.
- Thanks to its patented high-vacuum insulation, Quooker is the most economical boiling water system on the market.
- Quooker is the only manufacturer to come up with a solution for every conceivable hot water situation in the kitchen.
- Quooker is the only manufacturer to use a water filter in all its tanks (HiTAC® water filter).
- Quooker is the only manufacturer with height-adjustable boiling-water taps.
- The Quooker system is easy to maintain and repair.
- Quooker includes a wide selection of taps.
- More than 500,000 European households already have a Quooker.
- Quooker has more than forty patents.
- Quooker is a Dutch manufacturer.
- The Quooker is designed, developed and manufactured in-house.

In practice

John and Catherine live with their two children in a family home. Their boiler is located over twelve meters from the kitchen tap. They always have to wait for the water to run warm at the kitchen sink. They also boil their water in a kettle. If they install a Quooker COMBI, they will no longer wait for the warm water at the kitchen sink and will no longer have to wait for the kettle to boil. They save time, energy, water and money every year.

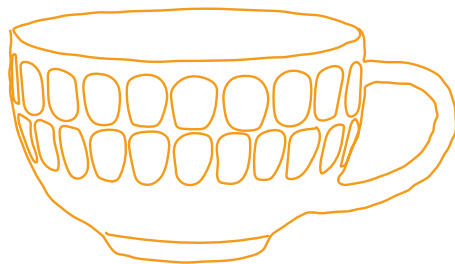
George and Hannah live together in an apartment. Their central heating boiler is close to the kitchen and they also have a kitchen boiler in their kitchen cupboard. They do not wait for the warm water to arrive at the kitchen sink however they boil their water in an electric kettle. They only require a PRO3 which will mean they will not wait for the kettle to boil and save time, energy, water and money every year.



Quooker

Revolution

The history of the company and its products



1970

In the early 1970s when Henri Peteri was involved in developing instant soup for an international food corporation, he realised that instant soup could never be instant if you didn't have boiling water at your fingertips. From that moment onward, he had just one thought in his mind. He left the corporation and, back home in his basement, he started developing an appliance that would dispense boiling water.

1970



1970 1975

Despite his enormous passion, after several years Peteri still hadn't got past the prototype stage. The appliance turned out to be difficult to sell and it broke down a lot. However, the users of the prototypes were very enthusiastic. Once people had used a Quooker, they couldn't live without it.

1971



1973



1974



1974



1976

1978

1985 1988

After re-mortgaging his home for the seventh time, his finances were exhausted. Peteri was forced to suspend the project and to focus on supporting his family.

After studying law, Peteri's son Niels donned his white coat and spent five years in the basement. The idea slowly but surely became a product and the Quooker was born.

On 1 September 1987, Henri Peteri b.v. (which later became Quooker b.v.) was founded.

1976



1976



1978



1988



1976



1988



1990 1992

Introducing the Quooker Basic.

The first in a series of taps developed by Niels Peteri. That was followed by the Classic in 1997, the Design in 1998 and the Modern in 2005. All designed on the workbench rather than on the drawing board. Hence the strong form-follows function appearance: large perlator and thin spout.

1990



1993 1994

With the help of his son Walter, now also a law graduate, the project began to take off commercially.

1994



1992




1992



1995

In December 1995, although they were still operating at a loss, they bought a building on Staalstraat in Ridderkerk. In 1998, 2001, 2002 and 2006, they bought adjacent buildings (including the mattress factory that they transformed into a production hall) as Quooker continued to expand.



1997 1999

2000

2005

Introducing the Quooker VAQ. VAQ is the name of the revolutionary patented high-vacuum insulation used in this tank. This insulation makes the appliance extremely economical and compact, so it can even be installed in a kitchen cupboard with drawers.

For the introduction of the boiling-water tap in the UK, a series of black images were created that displayed only the tap and the application. Taken out of the kitchen and with clearly visible steam clouds. From the moment Stephen joined the team, turnover doubled every year.

1999



2000



2005



1997



1998



2006

Introducing the Quooker COMBI.

The first model in 1976 looked like a large metal box. The model that was launched on the market in 2006 is 60% smaller than a kitchen boiler. Now more than half of the Quookers sold in the Netherlands are COMBIs.

2007

Henri Peteri died in 2007. In his later years, he retreated into the background. For him, his greatest achievement was the way the three of them (Walter, Niels and himself) had worked so well together

2010

Introducing Twintaps. The Twintaps are a combination of a boiling-water tap and a mixer tap in the same design. With the emergence of the Twintaps, Quooker is now meeting the demand from the market for a matching mixer tap for the boiling-water tap.



2006



2008



2010



2010



2010



2011 2012

Introducing the soap dispenser.

In terms of design, the revolutionary soap dispenser combines perfectly with the Twintaps and the later Fusion. It is the first soap dispenser with bearings and a solid metal interior, designed to be operated with one hand and easily refilled from above.

Introducing the Fusion. From now on, one tap on the worktop is enough: a mixer tap that dispenses both hot and cold water, as well as boiling water. With this new tap, Quooker has succeeded in coming up with the same characteristics as in its individual taps, but now integrated into the most complete mixer tap – a tap that is energy-efficient and safe and that saves water, time and space. And all of that in a spectacular, slender design. This year, the company celebrated its twenty-fifth anniversary.

2011



2012



2013 2015

Introduction in the United Arab Emirates.

Construction work starts.

On 19 February 2015, the first pile of the new production, storage and office building was sunk on Staalstraat in Ridderkerk.

2013



2016



Introduction Flex. The world's first 100°C boiling-water tap, equipped with a flexible pull out hose for hot, cold and filtered cold water. This makes it very easy to rinse and clean at any point in the sink. Thanks to the boiling-water stop, the Flex will not dispense boiling water when the hose is pulled out. Making it one of the safest appliances in your home.





Tanks


[Overview of models](#)

[Tank selection table](#)

[How tanks work](#)

[Quooker water tastes better](#)

[installation overviews](#)



Overview of models



PRO3



PRO7

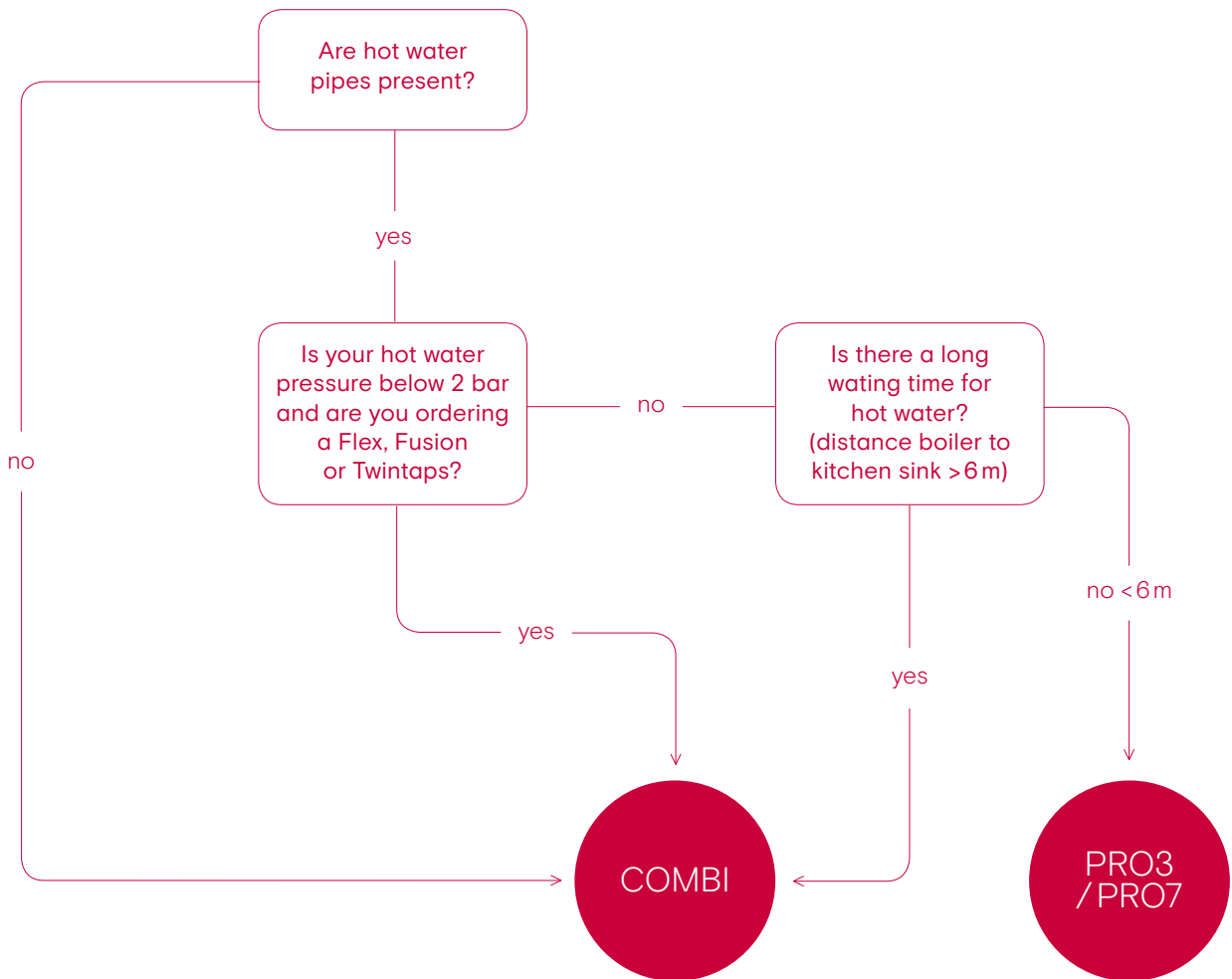


COMBI

| Tank | PRO3 | PRO7 | COMBI* |
|----------------------------|---------|---------|-----------------|
| Capacity | 3 liter | 7 liter | 7 liter |
| Gives boiling or hot water | boiling | boiling | boiling and hot |

* The COMBI gives 7 litres of 100°C, 15 litres of 60°C or 27 litres of 40°C.

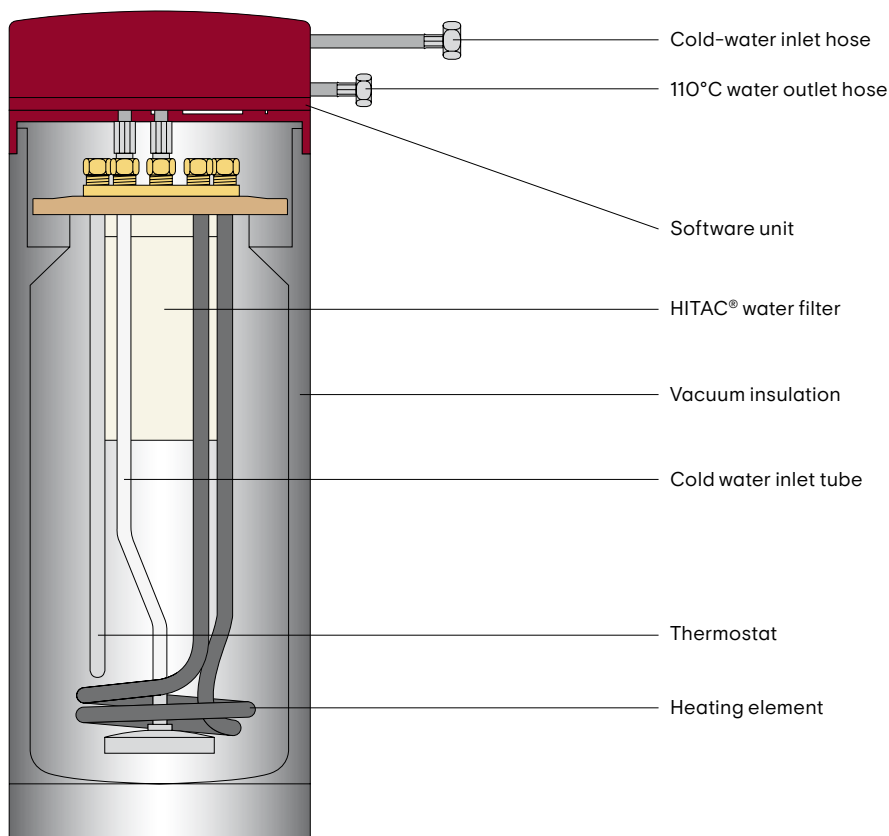
Tank selection table



How tanks work

The water is kept at 110°C, but the vacuum prevents heat transfer to the outside tank. This gives Quooker a total stand by power consumption of just 10 Watt.

Quooker holds over 40 patents amongst which is our revolutionary vacuum insulation technology. The heart of a Quooker (the tank) consists of two metal tanks separated by a high-vacuum insulation and radiation shields.



Quooker water tastes better

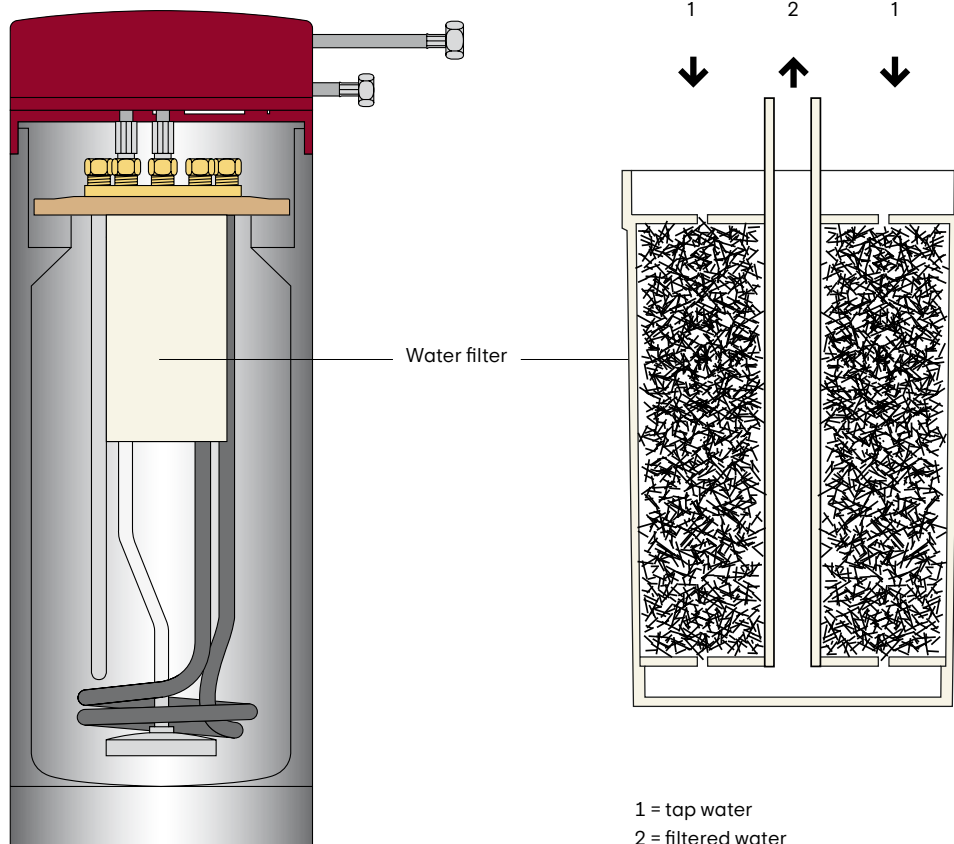
With a Quooker in your home, you can enjoy the best and the most purest drinking water all day, every day. How is that possible? Two reasons: an active carbon filter in the tank purifies the water. Added to that, the water is 'boiled through' because it is stored in the tank at a temperature of 110°C.

We've all experienced it at one time or another. You are sitting at a sidewalk café and you are served water for your tea with a white layer on top. And it doesn't taste great either. How is that

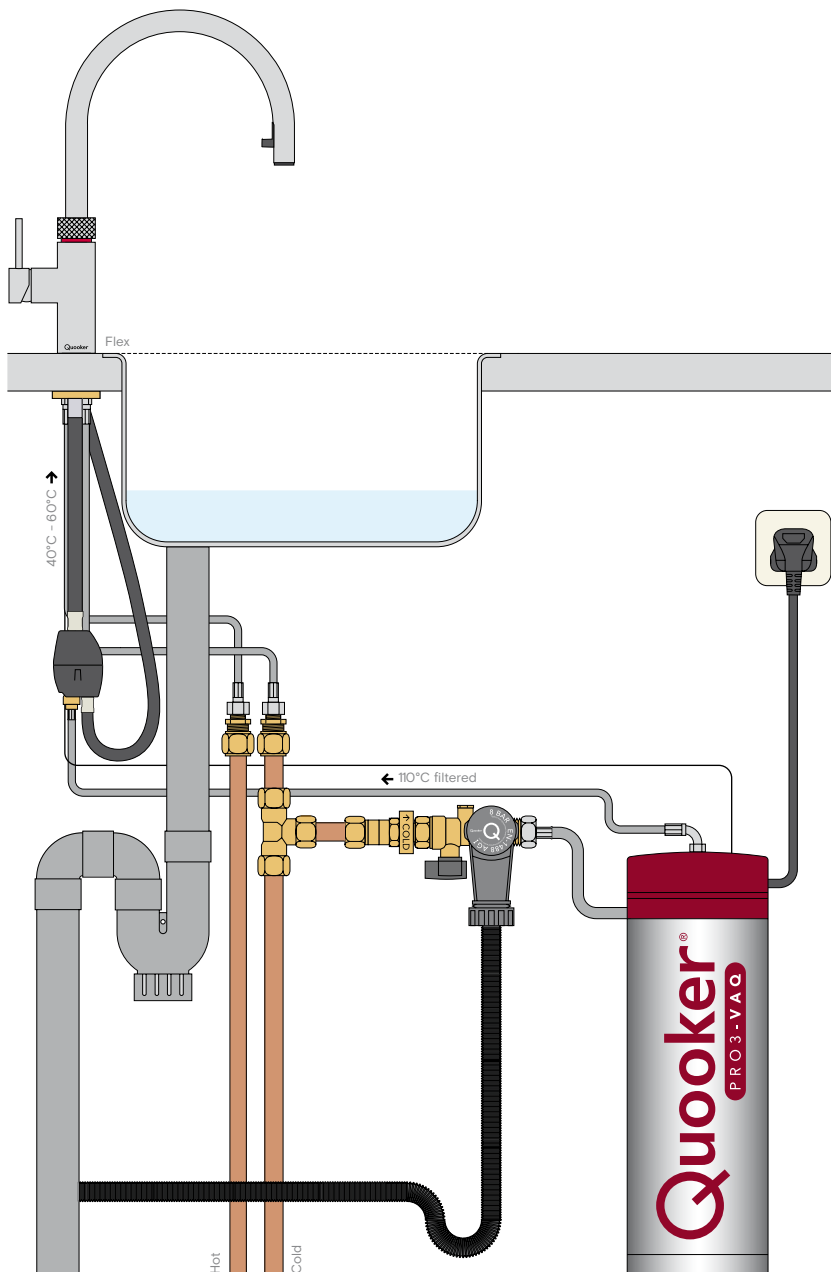
possible? The water was probably never boiled and was only heated to 90°C or 95°C. The boiling water that the Quooker dispenses is always clear and fresh, and it tastes good too. That's because the water in the tank is heated to 110°C. As soon as the water starts flowing out of the tap, it is boiling (100°C). We recommend waiting a few seconds for the air bubbles to subside before placing the tea bag into the water. This prevents a layer of foam from forming on the tea.

There is another reason why Quooker water tastes better than ordinary drinking water. All Quooker tanks are equipped with a High Temperature Activated Carbon (HiTAC®) filter.

This removes many contaminants and impurities from your water. The carbon absorbs chlorine, certain pesticides and organic pollutants, improves taste and eliminates odors and discoloration. In very hard water areas, a Quooker Scale Control tank can also be fitted with your Quooker tank. This not only protects your Quooker from limescale, it also further improves the water quality. Next to this Quooker has developed a Cold Water Filter that allows you to switch from cold water to filtered water using the built in push and turn function. The water passes through an additional activated carbon filter which ensures the water tastes and smells better.



Installation overview PRO3 with Flex



Tank: PRO3

Voltage: 230V

Wattage: 1600W

Capacity: 3 litres

Heating-up time: 10 minutes*

Stand-by power consumption: 10W*

Tank height: 40 cm

Total height requirement: 48 cm

Tank diameter: 15 cm

Tap hole Flex: 35 mm

Min. mains pressure: 200 kPa (2 bar)

Min. hot water pressure: 200 kPa (2 bar)

Recomm. pressure: 200 - 400 kPa

(2 - 4 bar)

Mounting bracket optional: yes

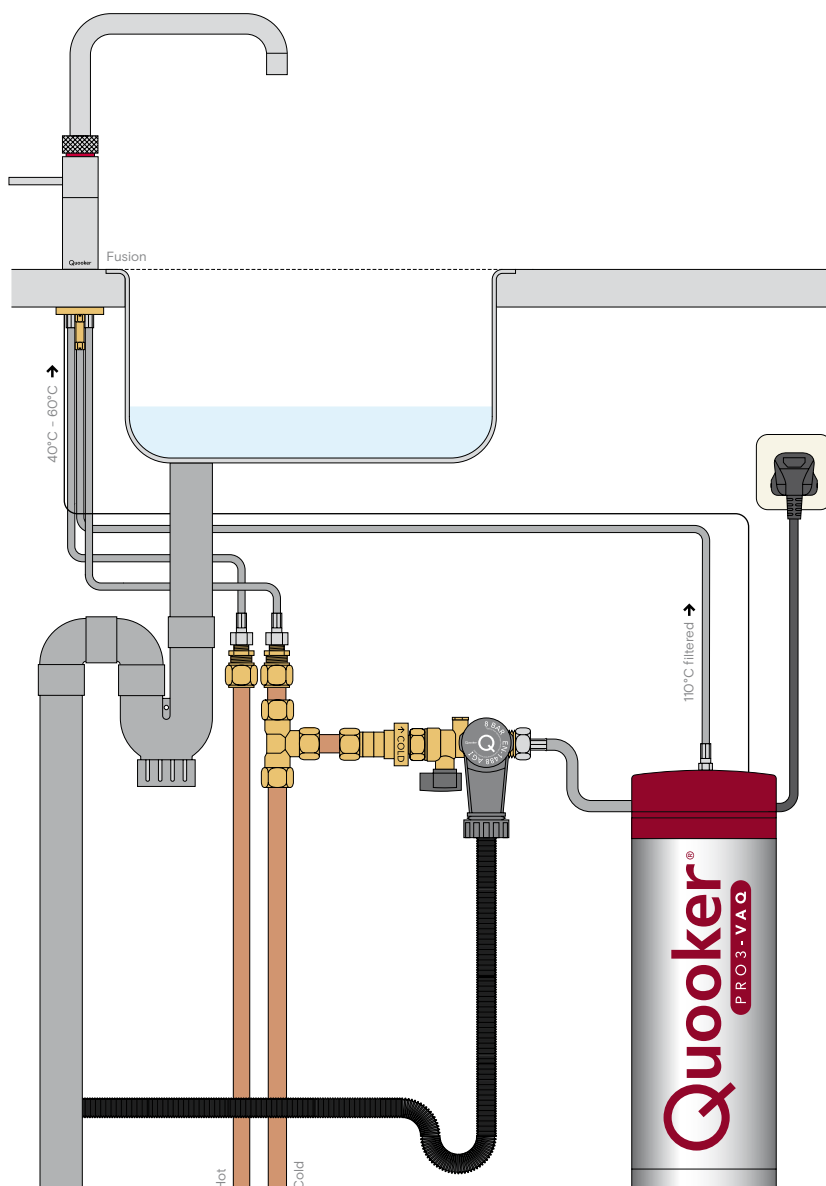
Safety feature: maximum temperature /
pressure relief valve 8 bar

HiTAC® water filter: High Temperature

Activated Carbon

* These are average values

Installation overview PRO3 and (classic) Fusion



Tank: PRO3

Voltage: 230V

Wattage: 1600W

Capacity: 3 litres

Heating-up time: 10 minutes*

Stand-by power consumption: 10W*

Tank height: 40 cm

Total height requirement: 48 cm

Tank diameter: 15 cm

Tap hole Flex: 35 mm

Min. mains pressure: 200 kPa (2 bar)

Min. hot water pressure: 200 kPa (2 bar)

Recomm. pressure: 200 - 400kPa

(2 - 4 bar)

Mounting bracket optional: yes

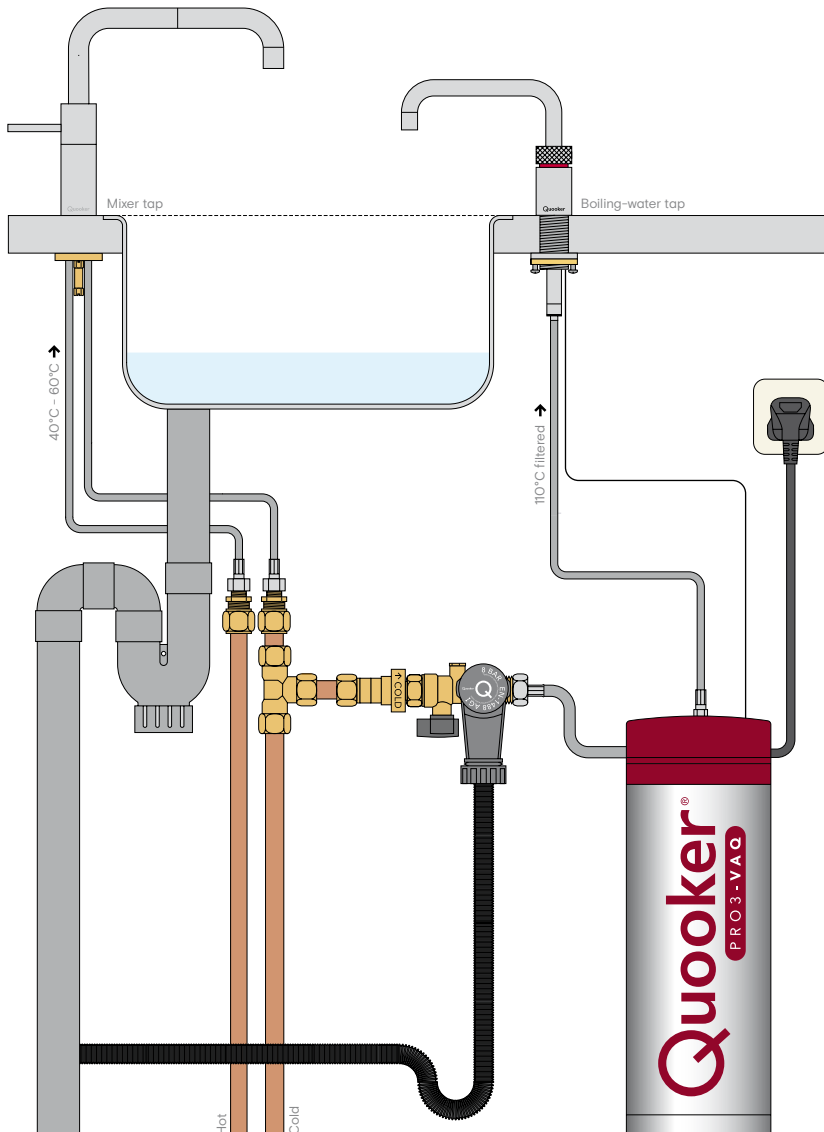
Safety feature: maximum temperature /
pressure relief valve 8 bar

HiTAC® water filter: High Temperature

Activated Carbon

* These are average values

Aansluitschema PRO3 met Twintaps



Tank: PRO3

Voltage: 230V

Wattage: 1600W

Capacity: 3 litres

Heating-up time: 10 minutes *

Stand-by power consumption: 10W *

Tank height: 40 cm

Total height requirement: 48 cm

Tank diameter: 15 cm

Tap hole boiling-water tap: 32 mm

Tap hole mixer tap: 35 mm

Min. mains pressure: 200 kPa (2 bar)

Min. hot water pressure: 200 kPa (2 bar)

Recomm. pressure: 200 - 400 kPa

(2 - 4 bar)

Mounting bracket optional: yes

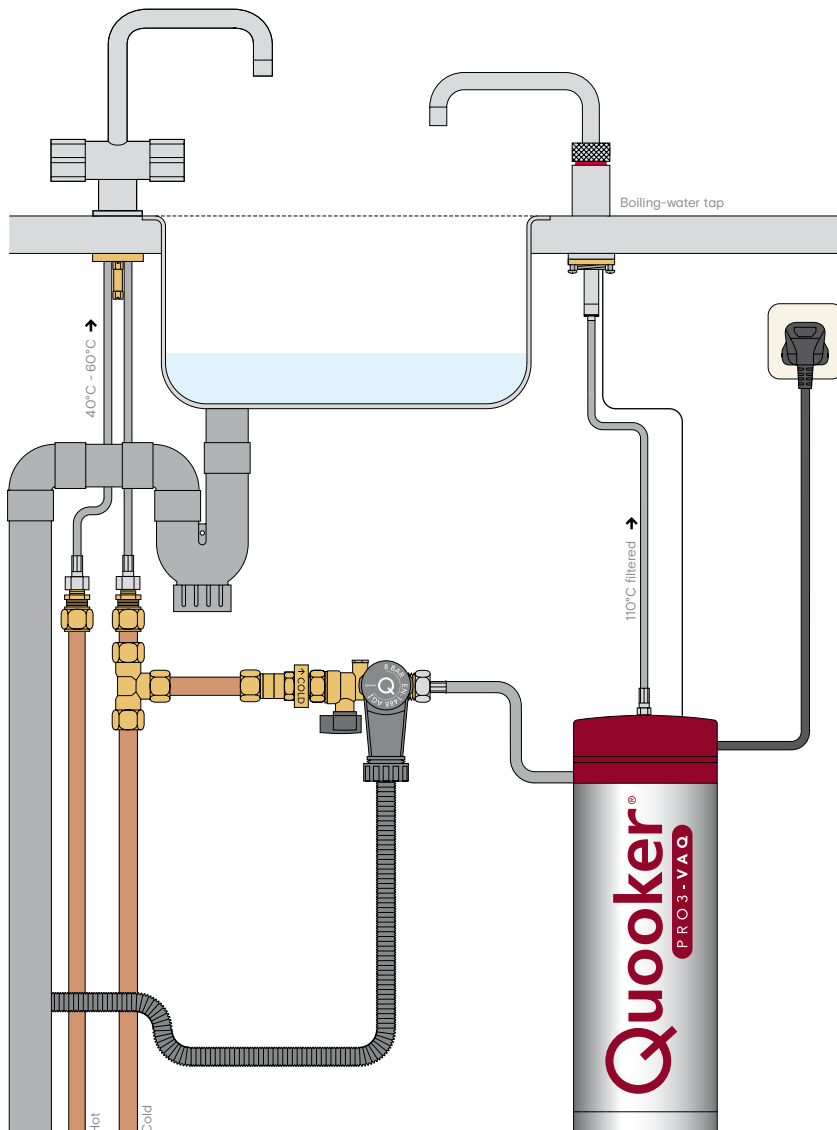
Safety feature: maximum temperature /
pressure relief valve 8 bar

HiTAC® water filter: High Temperature

Activated Carbon

* These are average values.

Installation overview PRO3 with (classic) Nordic single tap



Tank: PRO3

Voltage: 230V

Wattage: 1600W

Capacity: 3 litres

Heating-up time: 10 minutes *

Stand-by power consumption: 10W *

Tank height: 40 cm

Total height requirement: 48 cm

Tank diameter: 15 cm

Tap hole boiling-water tap: 32 mm

Min. mains pressure: 200 kPa (2 bar)

Min. hot water pressure: 200 kPa (2 bar)

Recomm. pressure: 200 - 400 kPa

(2 - 4 bar)

Mounting bracket optional: yes

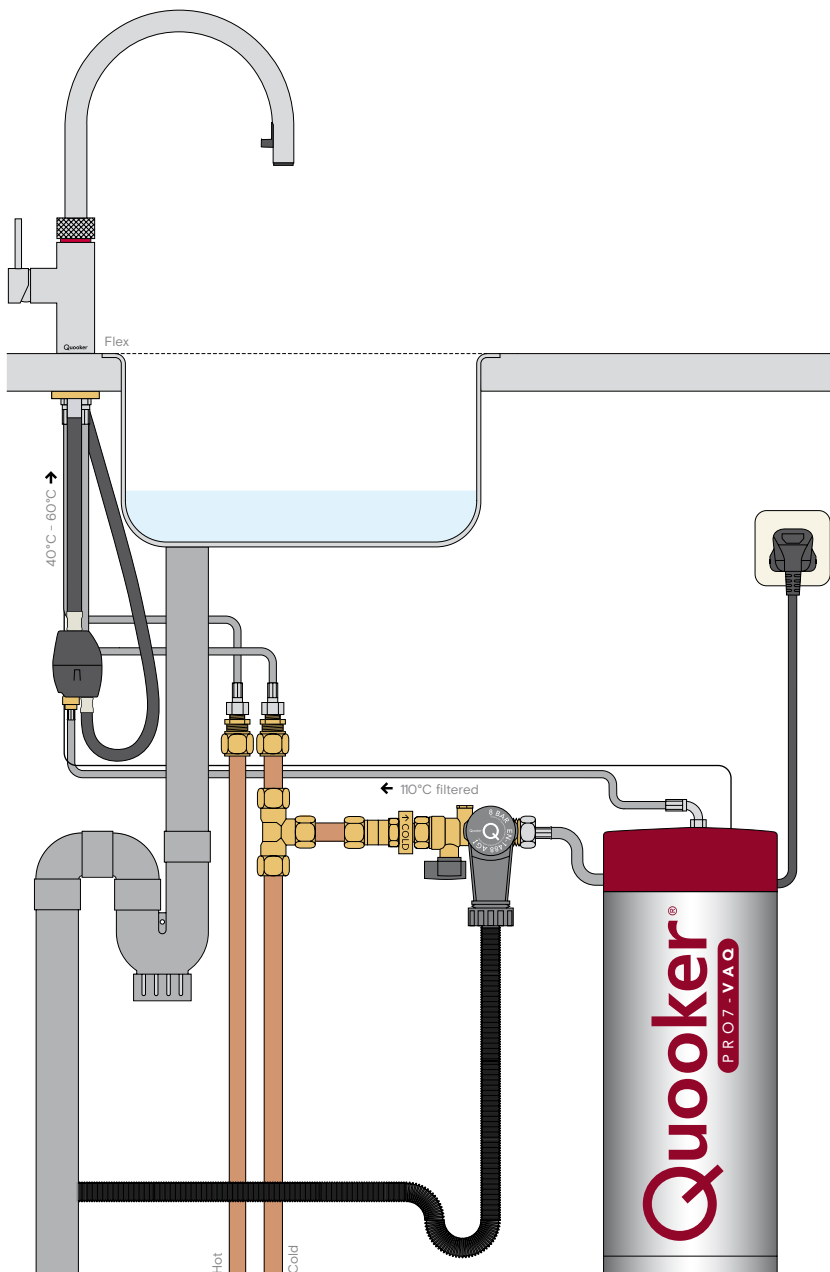
Safety feature: maximum temperature /
pressure relief valve 8 bar

HiTAC[®] water filter: High Temperature

Activated Carbon

* These are average values.

Installation overview PRO7 with Flex



Tank: PRO7

Voltage: 230V

Wattage: 2900W

Capacity: 7 litres

Heating-up time: 15 minutes

Stand-by power consumption: 10W

Tank height: 47 cm

Total height requirement: 55 cm

Tank diameter: 20 cm

Tap hole Flex: 35 mm

Min. mains pressure: 200 kPa (2 bar)

Min. hot water pressure: 200 kPa (2 bar)

Recomm. pressure: 200 - 400 kPa

(2 - 4 bar)

Mounting bracket optional: yes

Safety feature: maximum temperature /
pressure relief valve 8 bar

HiTAC[®] water filter: High Temperature

Activated Carbon

* These are average values

Installation overview PRO7 with (classic) Fusion

Tank: PRO7

Voltage: 230V

Wattage: 2900W

Capacity: 7 litres

Heating-up time: 15 minutes *

Stand-by power consumption: 10W *

Tank height: 47 cm

Total height requirement: 55 cm

Tank diameter: 20 cm

Tap hole Fusion: 35 mm

Min. mains pressure: 200 kPa (2 bar)

Min. hot water pressure: 200 kPa (2 bar)

Recomm. pressure: 200 - 400kPa

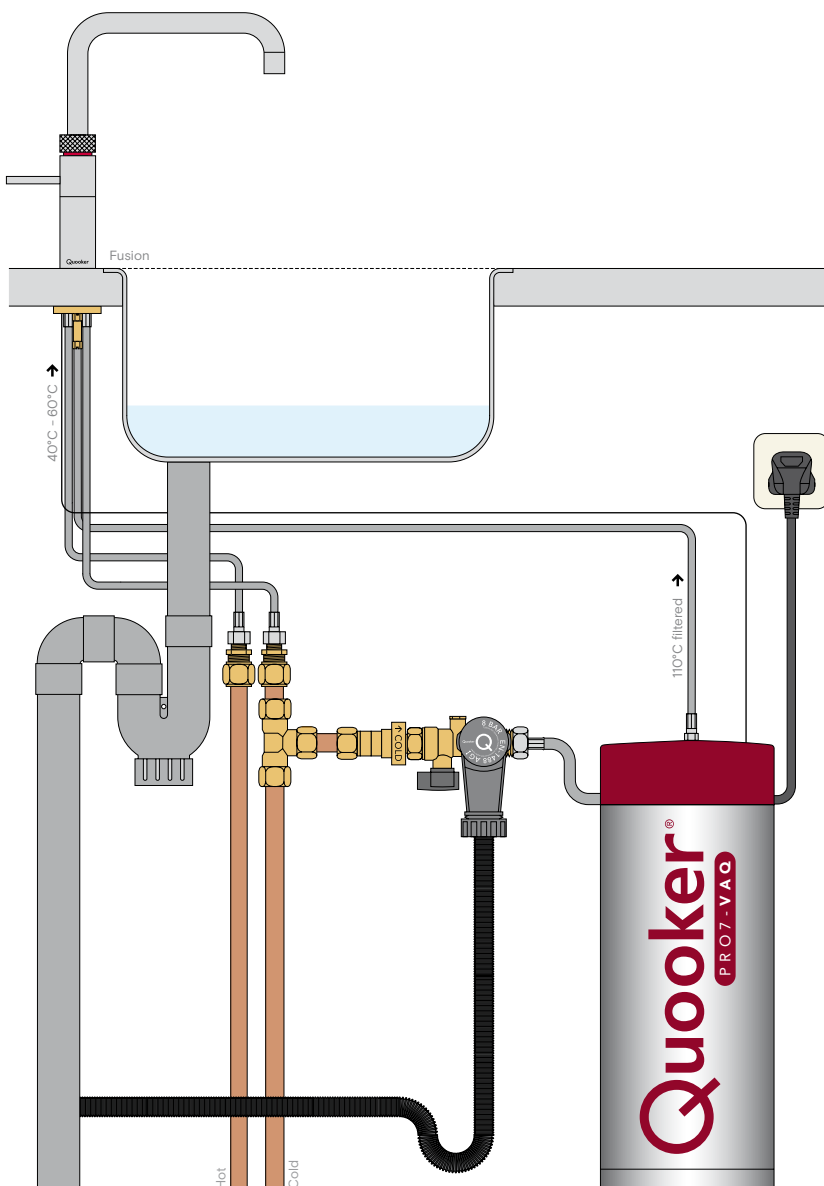
(2 - 4 bar)

Mounting bracket optional: yes

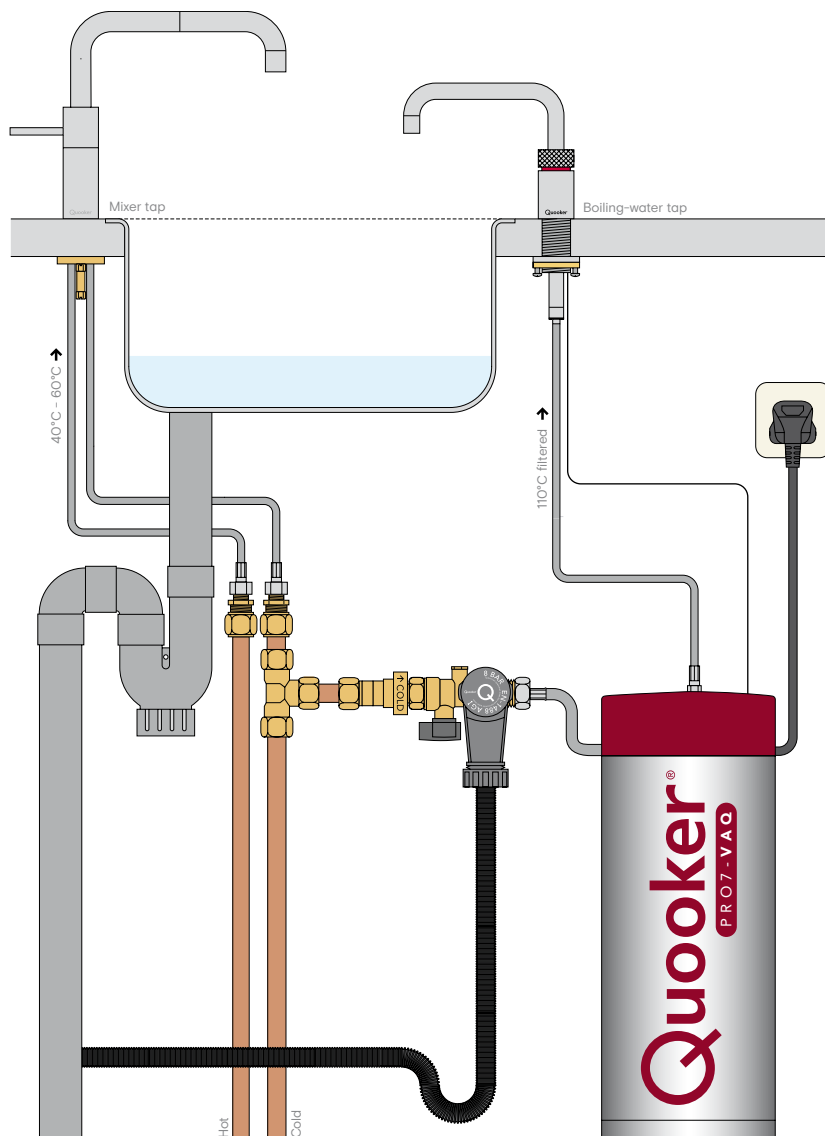
Safety feature: maximum temperature /
pressure relief valve 8 bar

HiTAC® water filter: High Temperature
Activated Carbon

* These are average values



Installation overview PRO7 with Twintaps



Tank: PRO7

Voltage: 230V

Wattage: 2900W

Capacity: 7 litres

Heating-up time: 15 minutes *

Stand-by power consumption: 10W *

Tank height: 47 cm

Total height requirement: 55 cm

Tank diameter: 20 cm

Tap hole boiling-water tap: 32 mm

Tap hole mixer tap: 35 mm

Min. mains pressure: 200 kPa (2 bar)

Min. hot water pressure: 200 kPa (2 bar)

Recomm. pressure: 200 - 400 kPa

(2 - 4 bar)

Mounting bracket optional: yes

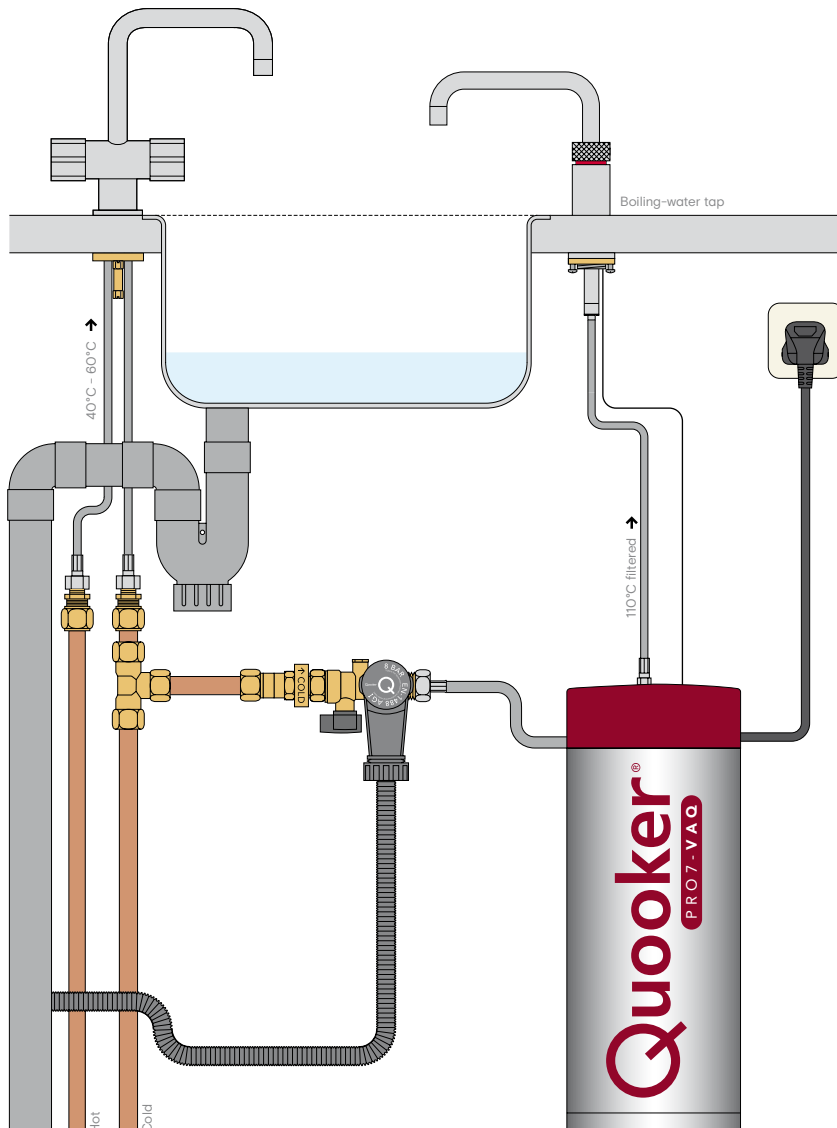
Safety feature: maximum temperature /
pressure relief valve 8 bar

HiTAC® water filter: High Temperature

Activated Carbon

* These are average values.

Installation overview PRO7 with (classic) Nordic single tap



Tank: PRO7

Voltage: 230V

Wattage: 2900W

Capacity: 7 litres

Heating-up time: 15 minutes *

Stand-by power consumption: 10W *

Tank height: 47 cm

Total height requirement: 55 cm

Tank diameter: 20 cm

Tap hole boiling-water tap: 32 mm

Min. mains pressure: 200 kPa (2 bar)

Min. hot water pressure: 200 kPa (2 bar)

Recomm. pressure: 200 - 400 kPa

(2 - 4 bar)

Mounting bracket optional: yes

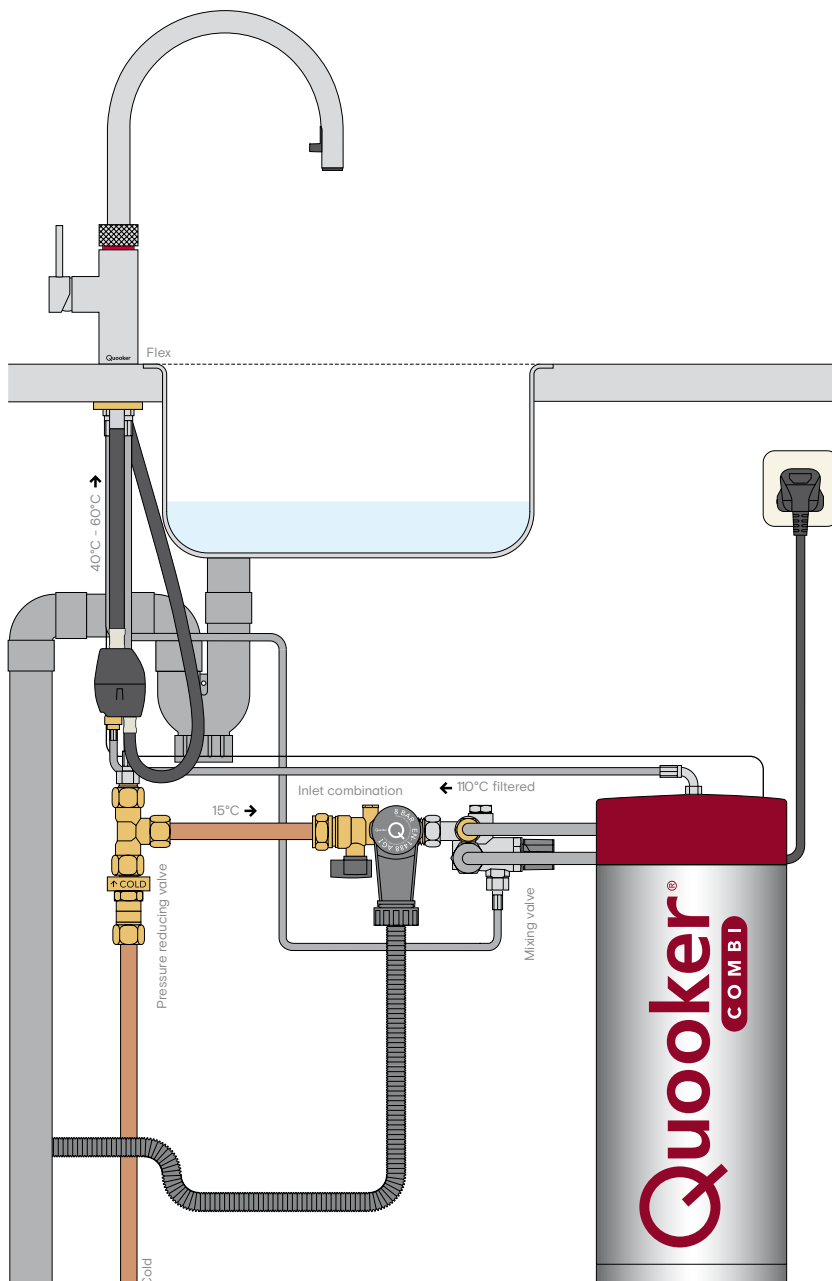
Safety feature: maximum temperature /
pressure relief valve 8 bar

HiTAC® water filter: High Temperature

Activated Carbon

* These are average values.

Installation overview COMBI with Flex



Tank: COMBI

Voltage: 230V

Wattage: 2200W

Capacity: 7 litres

Heating-up time: 20 minutes *

Stand-by power consumption: 10W *

Tank height: 47 cm

Total height requirement: 55 cm

Tank diameter: 20 cm

Tap hole Flex: 35 mm

Min. mains pressure: 200 kPa (2 bar)

Recomm. pressure: 200 - 400 kPa

(2 - 4 bar)

Volume at 40°C: 27 litres *

Volume at 60°C: 15 litres *

Mounting bracket optional: yes

Temperature regulation: thermostatic

Safety feature: maximum temperature /
pressure relief valve 8 bar

HiTAC® water filter: High Temperature

Activated Carbon

Energy label

Declared load profile: XXS

Water heating energy efficiency class: A

Water heating energy efficiency: 36 %

Annual electricity consumption:

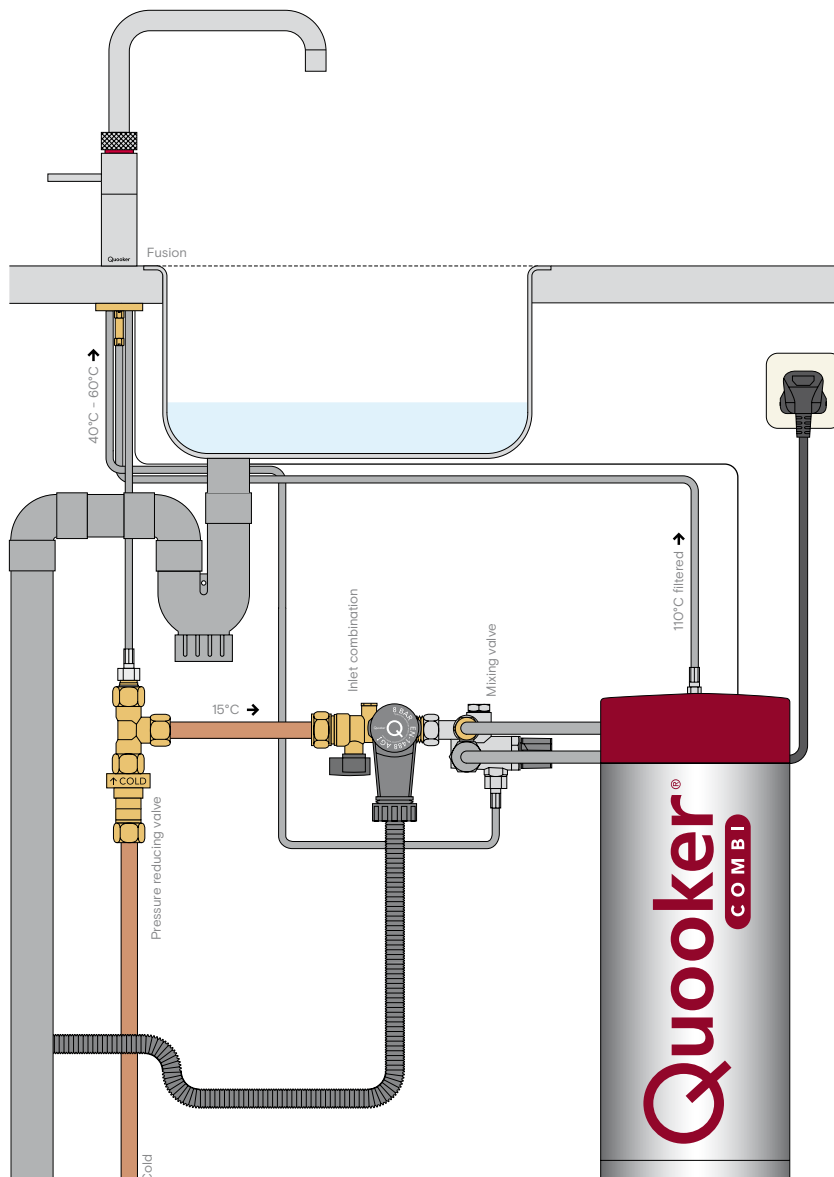
511 kWh/A

Warm water temperature settings

of the water heater: 40 - 60 °C

* These are average values.

Installation overview COMBI with (classic) Fusion



Tank: COMBI

Voltage: 230V

Wattage: 2200W

Capacity: 7 litres

Heating-up time: 20 minutes

Stand-by power consumption: 10W *

Tank height: 47 cm

Total height requirement: 55 cm

Tank diameter: 20 cm

Tap hole Fusion: 35 mm

Min. mains pressure: 200 kPa (2 bar)

Recomm. pressure: 200 - 400 kPa

(2 - 4 bar)

Volume at 40°C: 27 litres *

Volume at 60°C: 15 litres *

Mounting bracket optional: yes

Temperature regulation: thermostatic

Safety feature: maximum temperature /
pressure relief valve 8 bar

HiTAC® water filter: High Temperature

Activated Carbon

Energy label

Declared load profile: XXS

Water heating energy efficiency class: A

Water heating energy efficiency: 36 %

Annual electricity consumption:

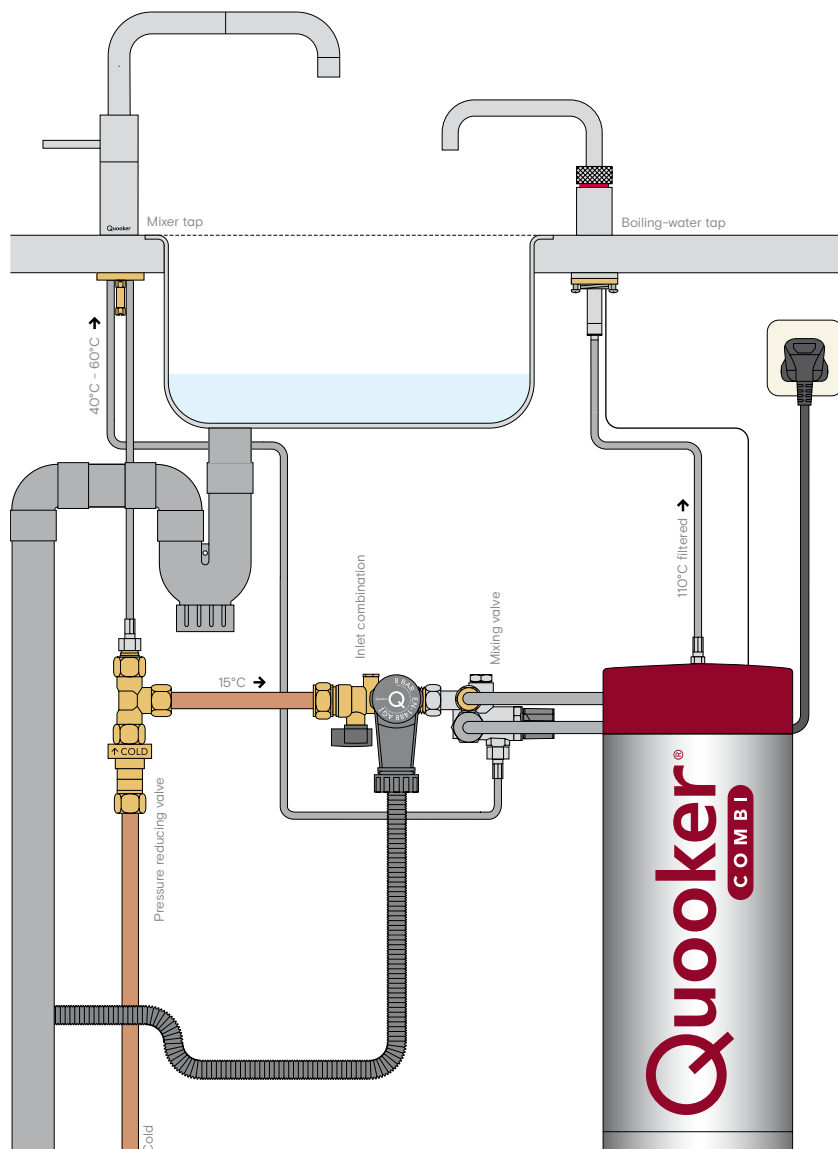
511kWh/A

Warm water temperature settings

of the water heater: 40 - 60 °C

* These are average values.

Installation overview COMBI met Twintaps



Tank: COMBI

Voltage: 230V

Wattage: 2200W

Capacity: 7 litres

Heating-up time: 20 minutes *

Stand-by power consumption: 10W *

Tank height: 47 cm

Total height requirement: 55 cm

Tank diameter: 20 cm

Tap hole boiling-water tap: 32 mm

Tap hole mixer tap: 35 mm

Min. mains pressure: 200 kPa (2 bar)

Recomm. pressure: 200 - 400 kPa

(2 - 4 bar)

Volume at 40 °C: 27 litres *

Volume at 60 °C: 15 litres *

Mounting bracket optional: yes

Temperature regulation: thermostatic

Safety feature: maximum temperature /

pressure relief valve 8 bar

HiTAC® water filter: High Temperature

Activated Carbon

Energy label

Declared load profile: XXS

Water heating energy efficiency class: A

Water heating energy efficiency: 36%

Annual electricity consumption:

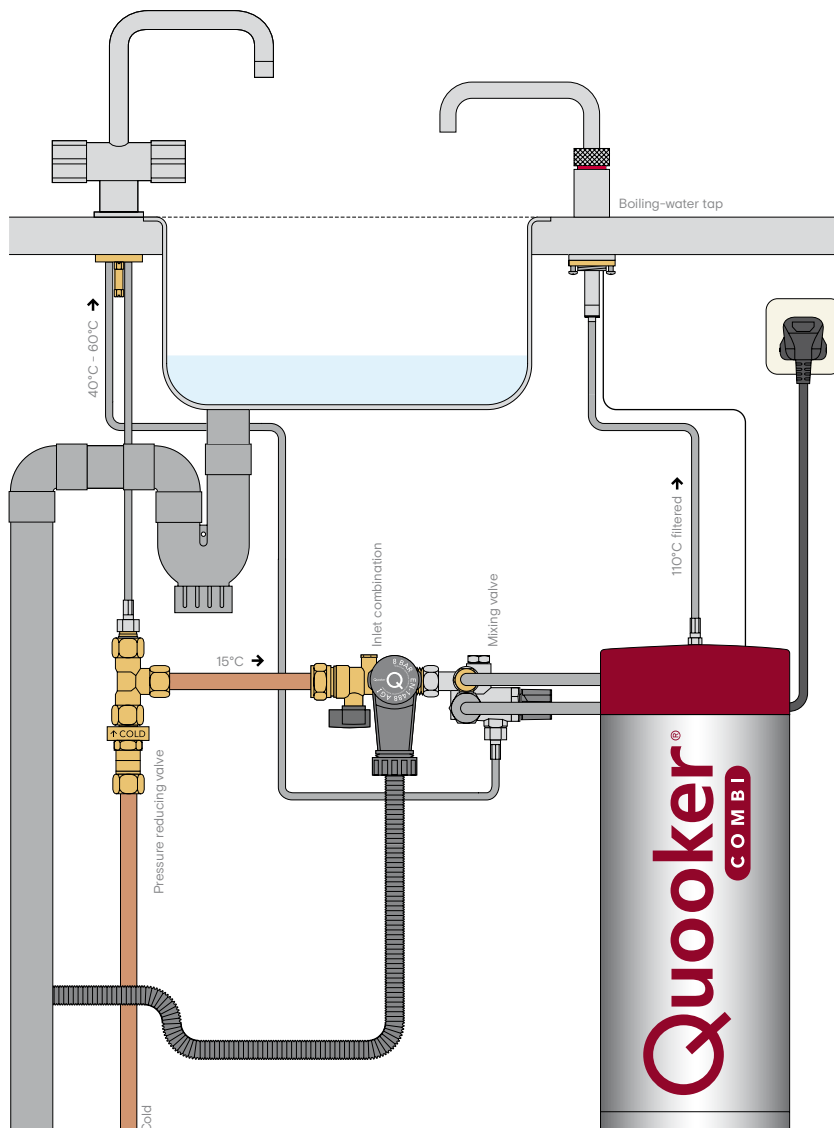
511kWh/A

Warm water temperature settings

of the water heater: 40 - 60 °C

* These are average values.

Installation overview COMBI with (classic) Nordic single tap



Tank: COMBI

Voltage: 230V

Wattage: 2200W

Capacity: 7 litres

Heating-up time: 20 minutes *

Stand-by power consumption: 10W *

Tank height: 47 cm

Total height requirement: 55 cm

Tank diameter: 20 cm

Tap hole boiling-water tap: 32 mm

Tap hole mixer tap: 35 mm

Min. mains pressure: 200 kPa (2 bar)

Recomm. pressure: 200 - 400 kPa

(2 - 4 bar)

Volume at 40°C: 27 litres *

Volume at 60°C: 15 litres *

Mounting bracket optional: yes

Temperature regulation: thermostatic

Safety feature: maximum temperature /
pressure relief valve 8 bar

HiTAC® water filter: High Temperature

Activated Carbon

Energy label

Declared load profile: XXS

Water heating energy efficiency class: A

Water heating energy efficiency: 36 %

Annual electricity consumption:

511kWh/A

Warm water temperature settings


of the water heater: 40 - 60 °C

* These are average values.

Taps

Overview of models

Models with specifications



Overview of models


Quooker delivers taps and tanks as a set. All taps are interchangeable with any type of tank. There are 6 types of taps in the collection: Flex, Fusion, Classic Fusion, and Nordic Twintaps with mixer and boiling-water function. And the Nordic single taps and Classic Nordic single taps with boiling-water function.



Flex



Fusion Round



Fusion Square



Classic Fusion Round




Classic Fusion Square

Nordic Round
Twintaps



Nordic Square
Twintaps



Nordic Round
single tap



Nordic Square
single tap



Classic
Nordic Round
single tap

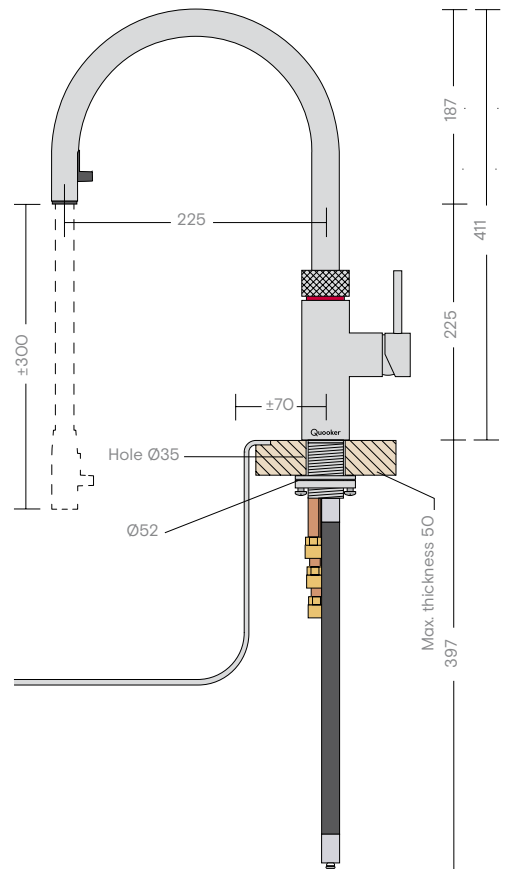


Classic
Nordic Square
single tap




Flex

The world's first 100°C boiling-water tap, equipped with a flexible pull out hose for hot, cold and filtered cold water. This makes it very easy to rinse and clean at any point in the sink. Thanks to the boiling-water stop, the Flex will not dispense boiling water when the hose is pulled out. It also features an extra childproof (double) push-and-turn handle making it one of the safest appliances in your home.



Finishes

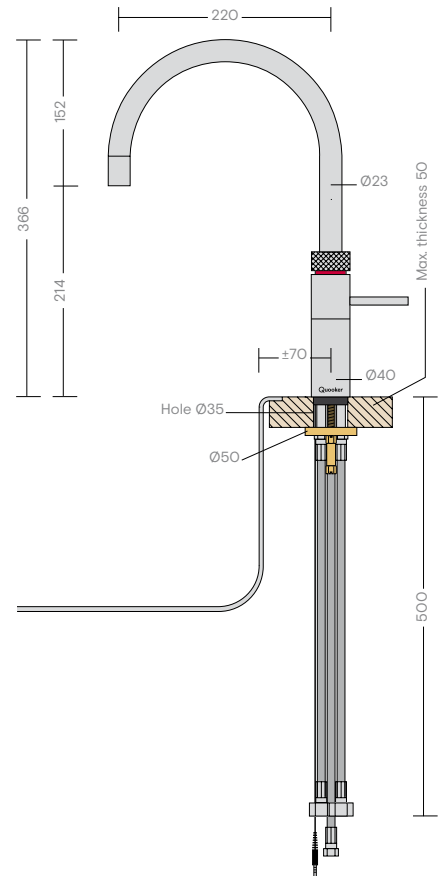


polished chrome (CHR) stainless steel (RVS)



Fusion Round

The boiling-water tap and mixer tap are combined in the Fusion Round. Manufactured with an extra child-proof double push-and-turn handle. Hot, cold and boiling water from a single tap with a double-walled, round spout.




Finishes




polished chrome (CHR)



stainless steel (RVS)



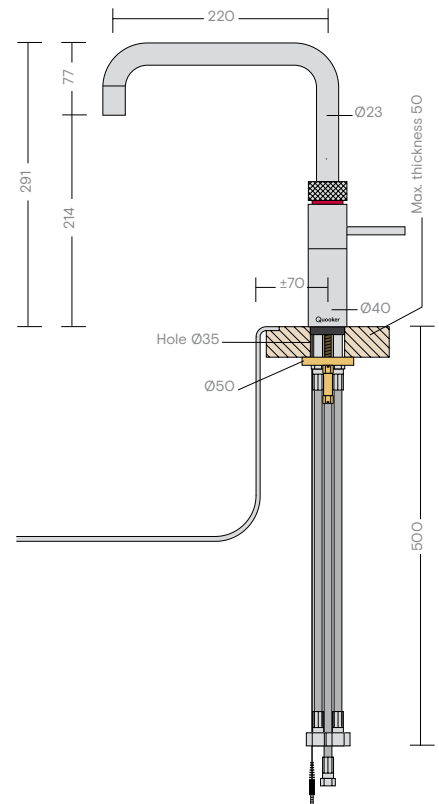
black (BLK)




gold (GLD)

Fusion Square

The boiling-water tap and mixer tap are combined in the Fusion Square. Manufactured with an extra child-proof double push-and-turn handle. Hot, cold and boiling water from a single tap with a double-walled, straight spout.




Finishes




polished chrome (CHR)



stainless steel (RVS)



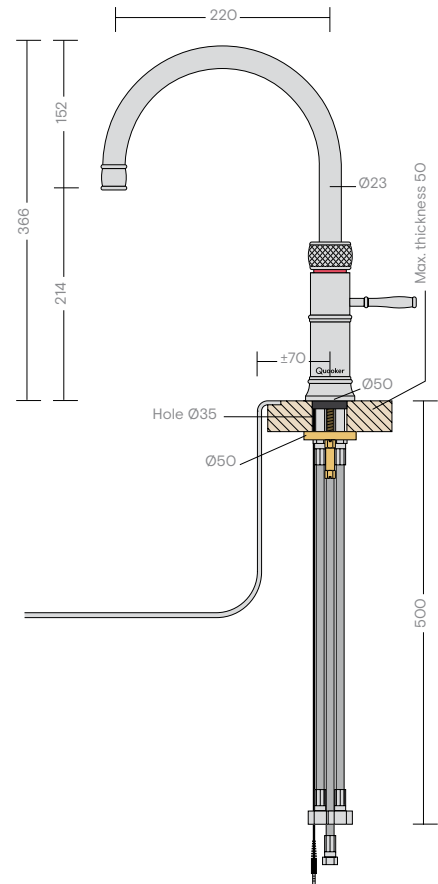
black (BLK)




gold (GLD)

Classic Fusion Round

The boiling-water tap and mixer tap are combined in the Classic Fusion Round to fit in every country style kitchen. Manufactured with an extra child-proof double push-and-turn handle. Hot, cold and boiling water from a single tap with a double-walled, round spout.



Finishes



polished chrome (CHR)



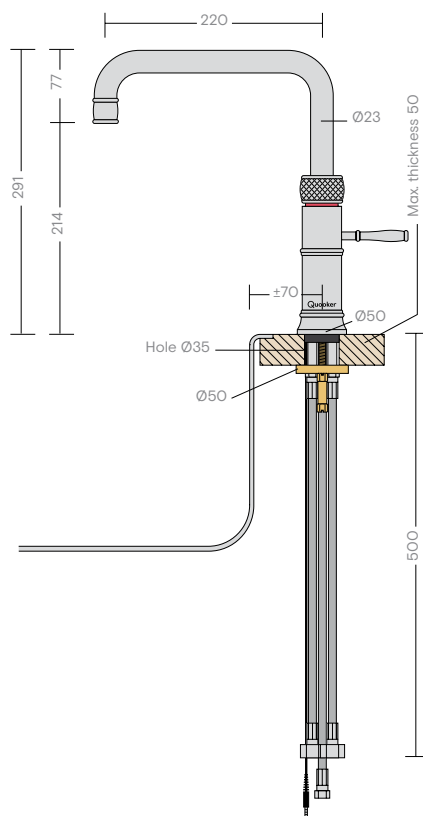
stainless steel (RVS)




nickel (NIG)

Classic Fusion Square

The boiling-water tap and mixer tap are combined in the Classic Fusion Square to fit in every country style kitchen. Manufactured with an extra child-proof double push-and-turn handle. Hot, cold and boiling water from a single tap with a double-walled, straight spout.



Finishes



polished chrome (CHR)



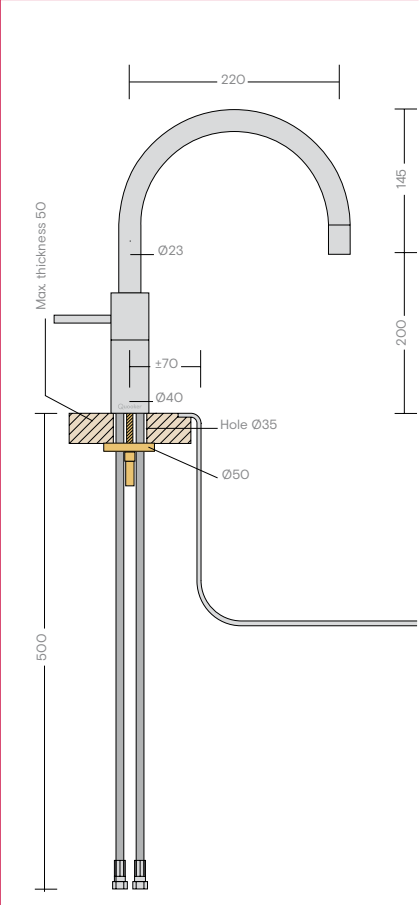
stainless steel (RVS)



nickel (NIG)

Nordic Round Twintaps

Consists of mixer tap and boiling-water tap in the same design with round spouts. The boiling-water tap in the set is height-adjustable and can be rotated 360°.


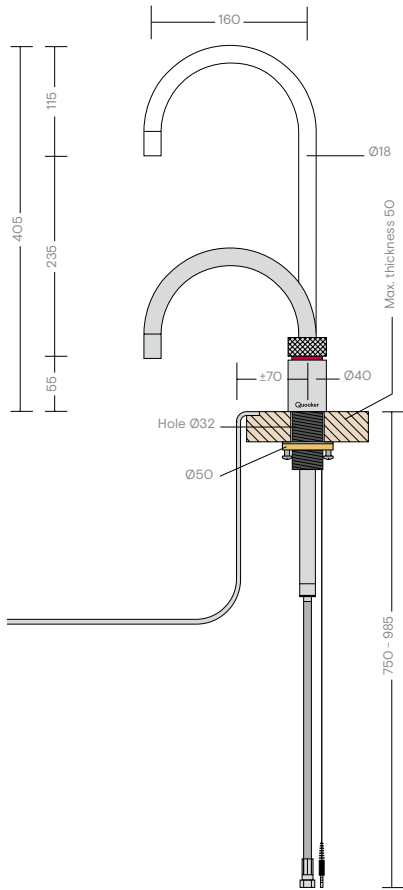


Finishes



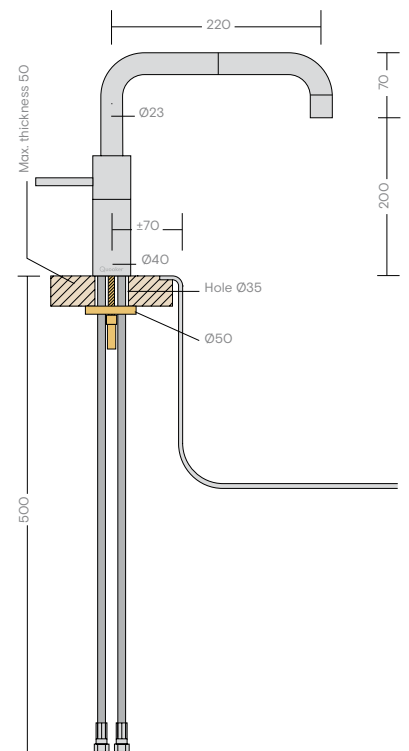

polished chrome (CHR)

The boiling-water taps in the Twintap sets are also available separately – in case you already have a nice mixer tap or if you want to choose a different mixer tap. The Nordic Round is a boiling-water tap with a round spout. It is height-adjustable and can be rotated 360°. The mixer taps are also available on its own for use at a second sink as a partner to the Flex or Fusion.




Nordic Square Twintaps

Consists of mixer tap and boiling-water tap in the same design with straight spouts. The boiling-water tap in the set is height-adjustable and can be rotated 360°. The mixer tap has a rotating spout.

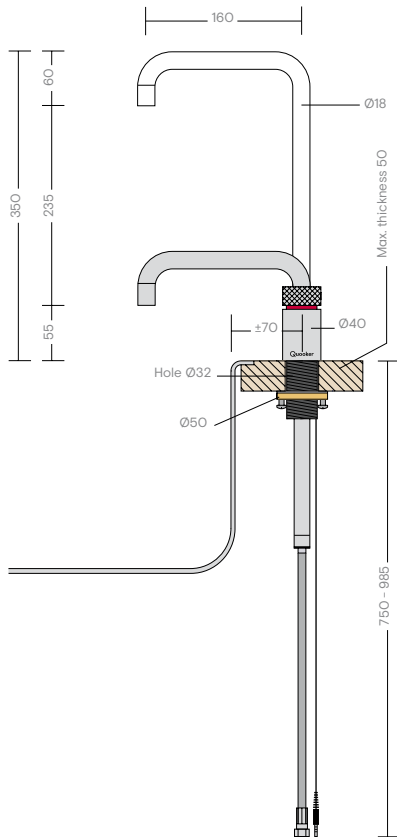


Finishes



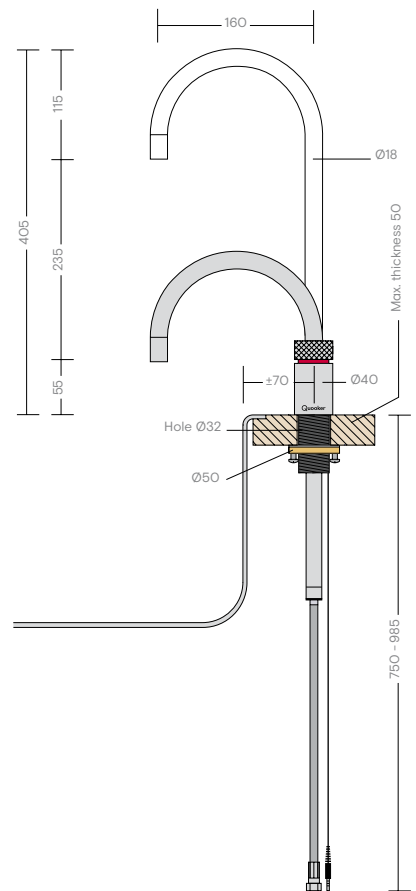
polished chrome (CHR)

The boiling-water taps in the Twintap sets are also available separately – in case you already have a nice mixer tap or if you want to choose a different mixer tap. The Nordic Square is a boiling water tap with a straight spout. It is height-adjustable and can be rotated 360°. The mixer taps are also available on its own for use at a second sink as a partner to the Flex or Fusion.




Nordic Round single tap

The boiling-water taps in the Twintap sets are also available separately – in case you already have a nice mixer tap or if you want to choose a different mixer tap. The Nordic Round is a boiling-water tap with a round spout. It is height-adjustable and can be rotated 360°.



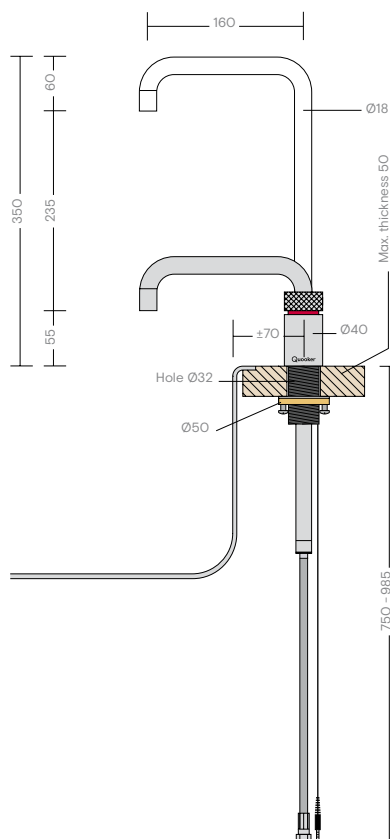
Finishes




polished chrome (CHR) stainless steel (RVS)

Nordic Square single tap

The boiling-water taps in the Twintap sets are also available separately – in case you already have a nice mixer tap or if you want to choose a different mixer tap. The Nordic Square is a boiling water tap with a straight spout. It is height-adjustable and can be rotated 360°.



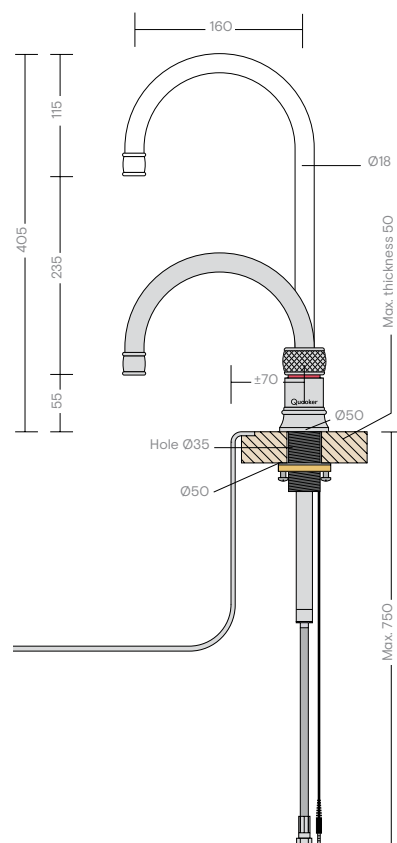
Finishes




polished chrome (CHR) stainless steel (RVS)

Classic Nordic Round single tap

The boiling-water taps are also available in a Classic look - in case you already have a nice country style mixer tap. The Classic Nordic single tap Round is a boiling-water tap with a round spout. It is height-adjustable and can be rotated 360°.



Finishes



polished chrome (CHR)



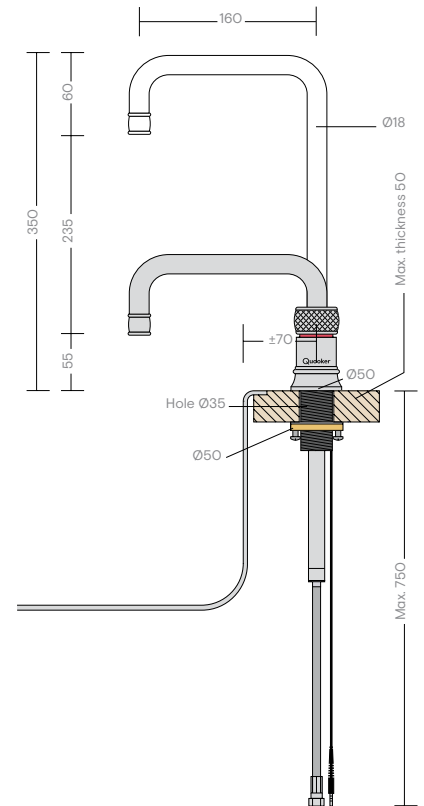
stainless steel (RVS)




nickel (NIG)

Classic Nordic Square single tap

The boiling-water taps are also available in a Classic look - in case you already have a nice country style mixer tap. The Classic Nordic single tap Square is a boiling-water tap with a straight spout. It is height-adjustable and can be rotated 360°.



Finishes




polished chrome (CHR)



stainless steel (RVS)



nickel (NIG)



Accessoires


Cold Water Filter

Scale Control

Soap Dispenser

Drip tray

**Service
accessories**



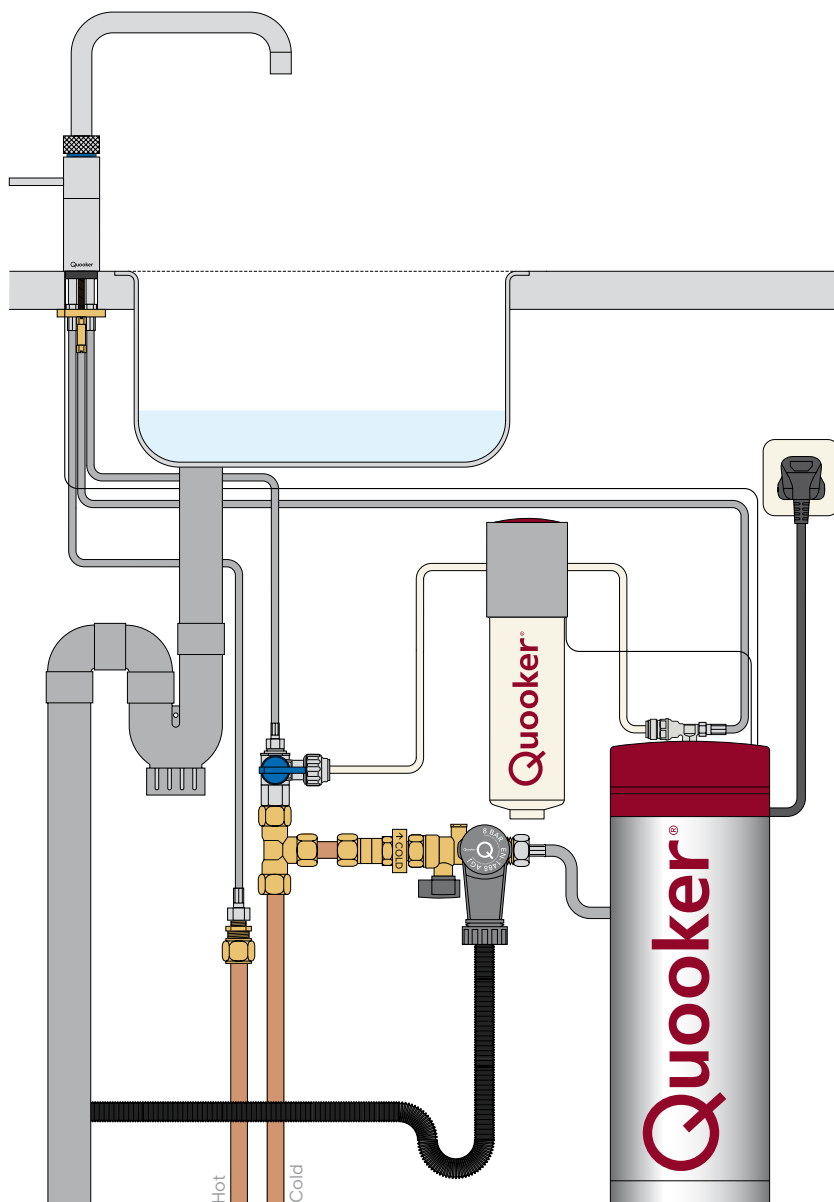
Cold Water Filter

The Cold Water Filter allows you to switch from cold water to filtered water using the built in push and turn function. The light of the Quooker-boiling water tap will turn blue so you know this function is engaged. The water passes through an activated carbon filter which ensures the water tastes and smells better. The filter is easy to replace and must be changed at six monthly intervals.



Installation overview Cold Water Filter

The Cold Water Filter is applicable with every Quooker tap. The overview below is an example, the installation of the Cold Water Filter is the same for every tap.



Cold Water Filter

Height: 280 mm

Base diameter: 80 mm

Minimum pressure: 2 bar

Maximum pressure: 8 bar


Scale Control

The Scale Control has been developed to lengthen the lifespan of your Quooker by reducing the water hardness. It is the most reliable descaling solution for the Quooker and improves the taste of the Quooker water. The Scale Control mounting bracket is optional and is sold separately.



Installation overview

Scale Control



Scale Control

Height: 420 mm

Base diameter: 130 mm

Hand grip diameter: 180 mm

Minimum pressure: 2.5 bar

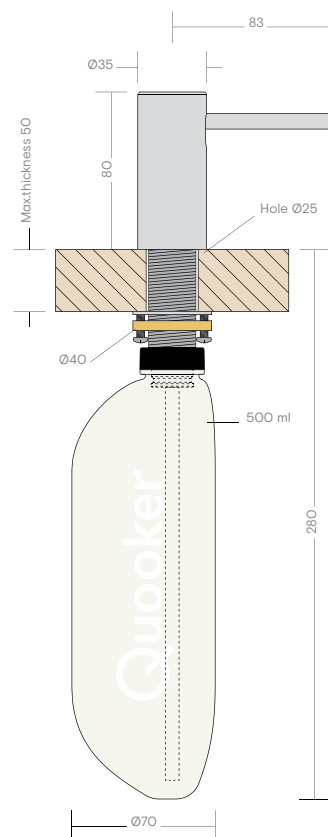
Maximum pressure: 10 bar

Mounting bracket optional: yes


Soap dispenser

This revolutionary soap dispenser can be perfectly combined with the Twintaps, Flex and Fusion taps. It is the first soap dispenser with bearings and a solid metal interior, designed to be operated with one hand and easily refilled from above. The streamlined shape of the bottle means that the soap dispenser can be positioned almost anywhere.

The soap dispenser is available in polished chrome, brushed chrome and stainless steel.




Finishes




polished chrome (CHR)



stainless steel (RVS)



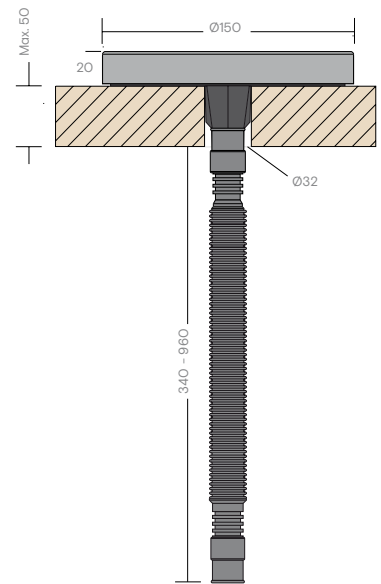

black (BLK)




gold (GLD)

Drip tray

The drip tray is used when you wish to position the Quooker away from a sink. It is discreet and comes complete with a drain hose so all excess water can be drained away.

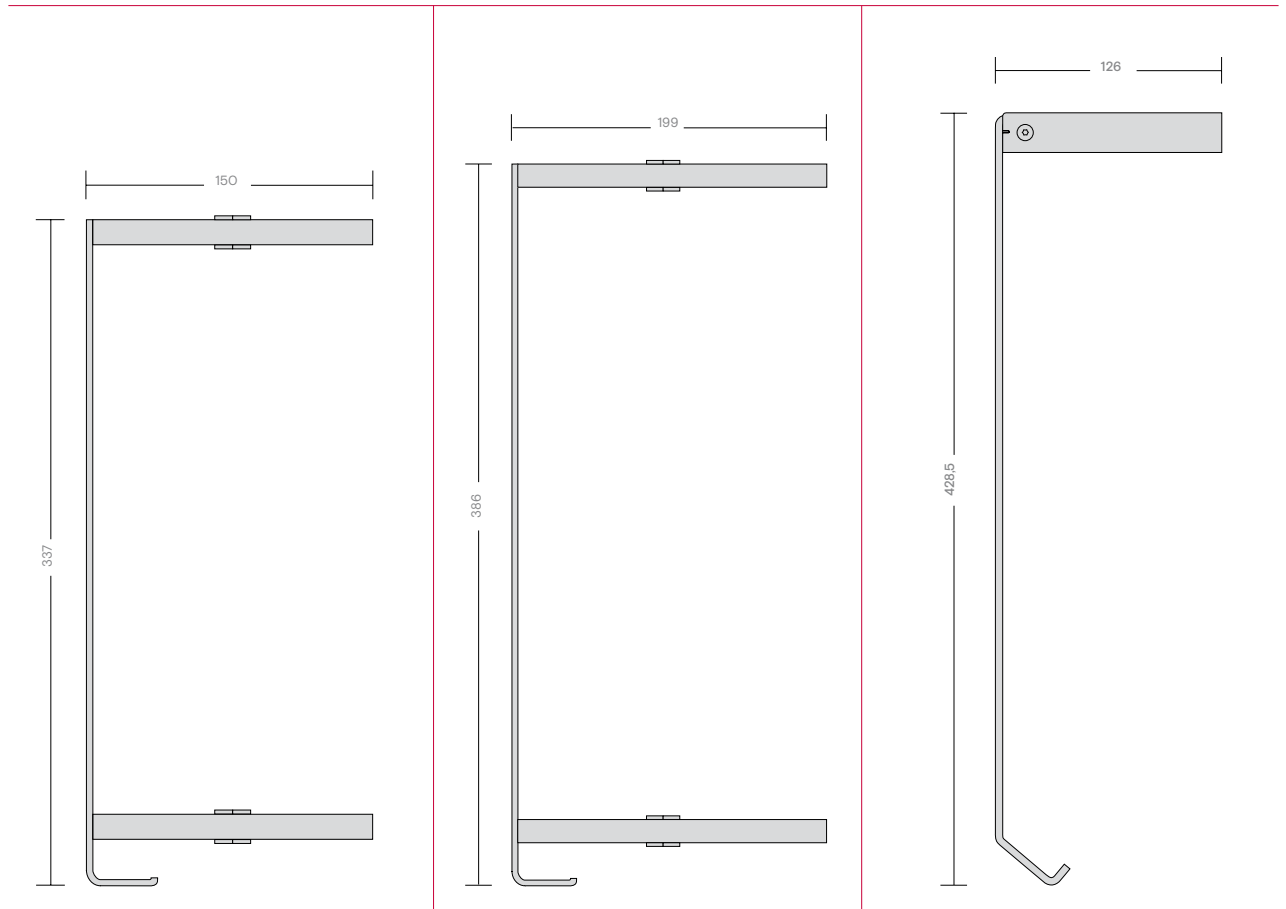


Finishes



polished chrome (CHR)

Service accessories



Mounting bracket PRO3

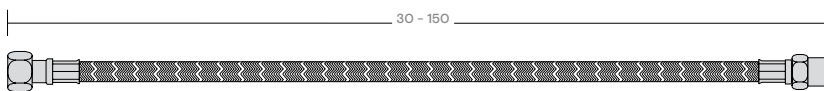
The stainless steel mounting bracket is an optional accessory which is ideal for fitting the PRO3 tank in a kitchen with under-sink drawer units.

Mounting bracket PRO7 and COMBI

The stainless steel mounting bracket is an optional accessory which is ideal for fitting the PRO7 and Combi tanks in a kitchen with under-sink drawer units.

Mounting bracket Scale Control

The stainless steel mounting bracket is an optional accessory which is ideal for fitting the Scale Control in a kitchen with under-sink drawer units.

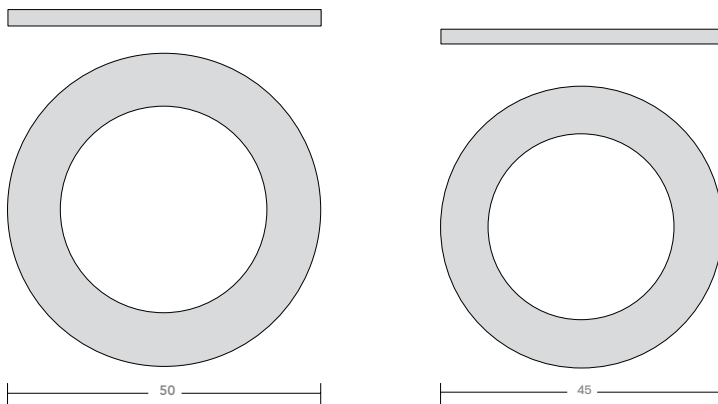


Extension set

If you want to position the tank further than 50 cm away from the tap, extension hoses are available.

They come in the lengths of 30, 60, 100 and 150 cm.

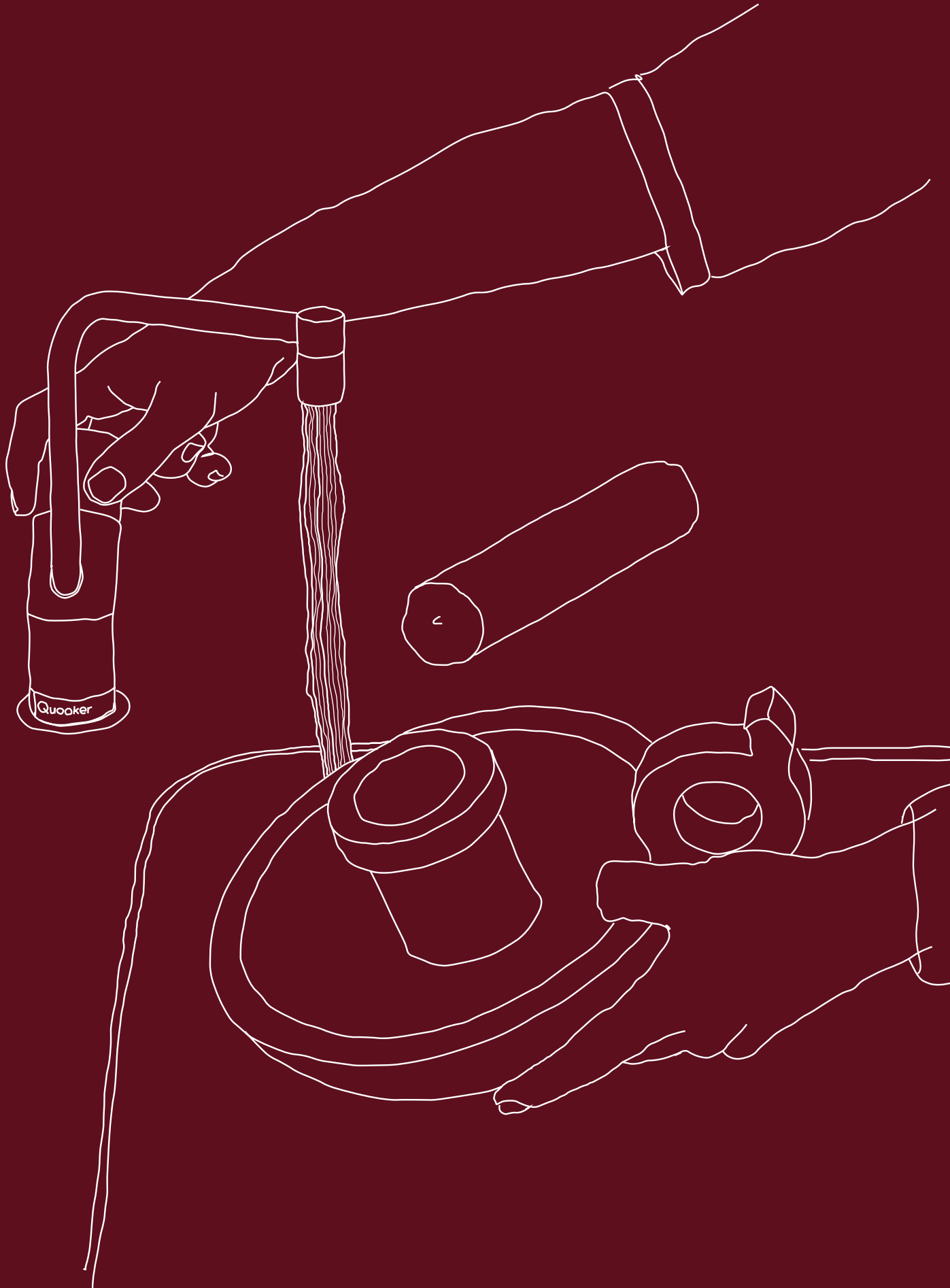
These extension sets are only available for the boiling-water hose and come complete with an extension for the LED cable.



Tap base ring

If you are fitting a Quooker tap, a soap dispenser or water switch and the drilled tap hole is too large, you can order a base ring in polished chrome, brushed chrome or stainless steel to cover the hole.

The base ring for the taps have a diameter of 50 mm or 60 mm, the base ring for the soap dispenser or the water switch has a diameter of 45 mm.



General

**Answers to the
most frequently
asked questions**

**Pricelist and
article numbers**

Answers to the most frequently asked questions

01

Did Quooker invent the boiling water tap?

The whole concept of the boiling water tap started with Quooker. From the start, Henri Peteri, whose vision it was, set his mind to creating a tap which would completely replace the kettle in the modern kitchen. By deciding this, he set himself some ambitious goals, so it's not surprising that he took time to perfect his invention before launching it on the market. From the outset, he felt that his tap had to dispense genuine 100°C boiling water instantaneously, because that's what it takes to replace a kettle.

If he were to produce a tap that gave very hot, but not boiling water, he reasoned, you would still need both a hot tap and a kettle, which would be pointless. He also wanted the tap, which he named the Quooker, to be timesaving, and take less energy to operate than a kettle, so that its overall running costs would be less than the kettle too. So he didn't give up until he had perfected a system that would hold water in a vacuum flask at 110°C and dispense it at a true 100°C boiling from the spout. Succeeding in all these aims, he achieved a world first which still can't be copied because of the patented technology that he created.

02

I have noticed Quooker delivers water at 100°C. Is this important?

Yes, this is of fundamental importance. Quooker is the world's only true 100°C boiling water tap and as a consequence it is the only tap on the market that truly allows you to be rid of the energy-greedy kettle. (Remember if the water temperature is not 100°C at the point of delivery, you will not be able to replace your kettle.)

03

Does Quooker provide filtered cold water?

The new Quooker cold water filter is the latest addition to the series. It is available with all Quooker taps. It has been designed to allow you to switch quickly from tap water to cold filtered water with a single push and turn. Once activated the tap ring will glow blue so you know it is activated. The water passes through an activated carbon filter which ensures the water tastes and smells better. The filter is easy to replace and must be changed at six monthly intervals.

04

Is it safe to deliver water at 100°C?

Boiling water needs treating with respect, so it's no surprise that the first thing that a lot of people ask us is whether it's really safe to have a tap which dispenses 100°C boiling water in a kitchen. What is sometimes a surprise to them is the realisation that it's actually much safer having a Quooker tap than a kettle in the kitchen. The Quooker tap is installed at the back of the worktop over the sink and cannot be pulled towards the front of the worktop. A kettle, once boiled, contains an average of between 1.1 and 1.7 litres of boiling water. If this is tipped over a person, particularly a young child, it can do serious, extensive and sometimes, sadly, permanent harm. The Quooker tap dispenses boiling water in a steady flow in a spray format. The aerated delivery allows you to pass a hand through the flow without scalding yourself. Naturally, you wouldn't want to keep your hand in the flow of boiling water, but you'd snatch your hand away as soon as you felt the heat. What makes a huge and critical difference is that by comparison you may get a few drops of boiling water on your skin or clothing – you won't be soaked by over a litre of it.

05

Does the water boil all day in the tank?

The stainless steel tank with revolutionary patented vacuum insulation and thermos technology holds water under pressure so it does not boil; however, it has all the properties and benefits of fresh boiling water and is held under pressure at 110°C.

06

Will a Quooker save me money?

On average a kettle uses the same amount of energy to boil a litre of water as it takes to run a fridge for about seven hours and in the UK we boil our kettle on average four times a day! In contrast using a Quooker, is quick, efficient and instant meaning you use only what you need because the 100°C boiling water is there, 'on tap' which saves time, money, energy and water.

07

Is the water from a Quooker always fresh?

The stainless steel tank with revolutionary patented vacuum insulation and thermos technology holds water under pressure (so it does not boil) at 110°C. Therefore it ensures that every delivery is fresh, sterile and removes the risk of harmful bacteria such as legionella.

08

Does it not cost a lot of money to keep the water at 100°C day and night?

The unique patented vacuum and thermos technology ensures that only 10 W of energy consumption are required to maintain the water at temperature.

09

I have noticed you have a PRO3 and a PRO7. How do I decide which is most suitable?

80% of Quooker sales are of the PRO3 model. This has a capacity of 3 litres and will provide 3 litres on demand; 15 litres in the first hour of a day and then 12 litres thereafter. The PRO7 will provide 7 litres on demand; 35 litres in the first hour of a day and then 28 litres thereafter. For families of up to 4 people, who do not entertain more than 8 people at a time, a PRO3 will be adequate. For larger families with more significant entertaining demands, we suggest the PRO7. Remember, an average kettle only has a capacity of 1.8 litres.

10

I have noticed you have a COMBI. What is this?

The COMBI, unlike the PRO series of VAQs, dispenses exactly the required amount of 100°C boiling water, whilst also providing an instant supply of hot water at 50 - 60°C, all of which operates from a cold water feed only. This puts an end to firing up the boiler and wasting cold water whilst waiting for it to warm up. This saves time on the washing up, as well as a helping you to make a significant saving on domestic energy and water bills.

11

I have poor hot water pressure and a gravity fed system?

The COMBI tank would be the best choice as it works from the cold feed only and delivers variable 50 - 60°C warm water, 100°C boiling water and cold water all from your cold feed only.

Answers to the most frequently asked questions

12

Do you offer different designs?

Quooker taps are available in a variety of different designs, styles and finishes. The first choice you will need to make is whether you require a tap just to dispense 100°C boiling water and cold filtered water or whether you require the tap to dispense cold, filtered cold, hot and 100°C boiling water.

If you require 100°C boiling water and cold filtered water only, then you have the choice of the Nordic Square single taps, Nordic Round single tap or Classic Nordic Square single tap and Classic Round single tap. All these styles are complete with 360° rotation, double push and turn safety mechanism and the distinctive Quooker rise and fall feature. This allows you to fill taller vessels on the worktop so you don't have to lift them out of the sink and onto the cooker when preparing meals.

With the Classic styles, you pick your own kitchen mixer tap. However, with the Nordic Square single taps and Nordic Round single taps you have an option to purchase a matching Quooker mixing tap. These sets are called Nordic Twintaps. If you require a tap that delivers cold, hot and 100°C boiling water then you would choose the Flex or Fusion. They both provide all the benefits of Quooker technology and have a double push-

and-turn safety handle. The Flex is the world's first 100°C boiling water tap, equipped with a flexible pull out hose. This makes it very easy to rinse and clean at any point in the sink. Thanks to the boiling water stop, the Flex will not dispense boiling water when the hose is pulled out, making it one of the safest appliances in your home.

And it's just so amazingly convenient – switching from cold to boiling and back in an instant; ready to help you in countless kitchen tasks. The Flex tap is available in a round style and the Fusion tap is available with a Square or Round.

All Quooker taps are also available with the filtered cold water option. The cold water filter option is an additional accessory item and is not included as a standard item.

13

I have another sink; can I purchase an additional mixer?

We are able to supply the mixer tap only from the Nordic Twintap set as an additional purchase if you are already purchasing a Twintap set or Fusion. The additional mixer taps are available in polished chrome and brushed chrome finish.

14

Do you make a soap dispenser?

We have a soap dispenser which is designed to match the Nordic series so it can be used with any Nordic boiling tap, Nordic Twintaps and or Fusion purchase. In line with the Quooker philosophy of innovation we always seek to develop new technologies if they do not already exist and don't just rely on existing technology. So for the soap dispenser we developed the special bearings and inner metal mechanism in order to produce a high quality product as the conventional mechanisms did not meet our standards. In addition we sought to improve the functionality, so it can be used with one hand and filled from the top; unlike any other system on the market.

15

I live in a hard water area and wonder if scale is a problem?

Without a doubt a build-up of limescale can adversely affect many of our favourite kitchen appliances. Dishwashers, washing machines and boiling water taps are perhaps the most obvious, but limescale is also a problem for steam ovens, irons, steam cleaners, sinks and taps; and even sanitary ware and shower screens. We have a strangely complacent view of our water quality as a nation. When you consider that we pay not inconsiderable sums for a clean drinking water supply, it is remarkable how little we demand from the water providers in terms of quality in return for our hard earned money. At Quooker we go to some lengths to tackle the limescale problem. For years we've provided de-scaling kits with a range of options. We can send you a kit that you can use yourself or give to your own installer to complete a descale of your Quooker. Or you can call in one of our own dedicated experts to descale your Quooker for you. Now we've gone a step further and done what we think the water companies ought to be doing. We've developed the Quooker Scale Control, which you can fit to take out the excess minerals before they reach your Quooker tap, making it very low maintenance indeed. It can be used equally well with an existing tap or a new one and removes the need for regular internal maintenance. All you will need to do is change the Scale Control cartridge at roughly 18 - 24 month intervals depending on usage and the hardness of your water supply.

16

The Quooker will not fit under the sink, what can I do?

Although the Quooker is small and compact and in 95% of installations it fits in the corner of your sink base unit, you can, if required, site the Quooker tank up to 1500 mm away from the delivery tap and extension hoses are available for this purpose.

17

Should I turn the Quooker off at all?

As the running costs are approximately 3 pence per day we recommend that you leave the system powered on at all times unless you intend leaving the property vacant for a month or more.

18

Do any Quooker products carry an EU energy label label?

The Quooker COMBI carries an A label in the XXS category. The EU has not drafted an energy label directive for boiling water tanks and so we cannot provide Quooker PRO-VAQ tanks with a label.

If you have any other questions, please contact one of us by telephone or email. All contact details can be found at www.quooker.co.uk.

Quooker UK Ltd

Beaumont Buildings

Great Ducie Street

Manchester M3 1PQ

Telephone +44 (0)207 9233355

Fax +44 (0)207 9001590

info@quooker.co.uk

www.quooker.co.uk

Quooker®